

Report of Simple Tally of “Middle East Public Opinion Survey (Syrian Internally Displaced Persons 2018)”

CMEPS-J Report No. 46 (Updated on February 14, 2019)

AOYAMA Hiroyuki (Tokyo University of Foreign Studies)

TAKAOKA Yutaka (Middle East Institute of Japan)

HAMANAKA Shingo (Ryukoku University)

IMAI Kohei (Institute of Developing Economies – JETRO)

SUECHIKA Kota (Ritsumeikan University)

NISHIKIDA Aiko (Research Institute for Languages and Cultures of Asia and Africa – TUFS)

YAMAO Dai (Kyushu University)

MIZOBUCHI Masaki (Nagoya University of Commerce and Business)

I. Purpose of Survey

The purpose of the survey “Middle East Public Opinion Survey (Syrian Internally Displaced Persons 2018)” was to understand the perception of Syrian internally displaced persons (IDPs) regarding reconstruction (or “rehabilitation” as known in Western countries) and to determine the contributions that could be made to the politics, socio-economy, and culture of Syria. The survey analyzed the opinions of Syrian IDPs, and conducted a detailed examination of their perception with regard to restoration of security and stability, return of refugees and IDPs, social rehabilitation of people who have suffered from the conflict, improvements in standards of living, and appropriateness of the contribution of foreign countries, including Japan, to reconstruction.

II. Cooperative Organizations and Collaborative Research Projects

This survey was conducted with the full support of the Syrian Opinion Center for Polls & Studies (SOCPS, مركز الرأي السوري للاستطلاع والدراسات, Director: Dr. Rizq ELIAS) in finalizing the contents of the questionnaire, sampling, conducting interviews with respondents and inputting data. Coordination with the SOCPS was made *en bloc* by Hiroyuki AOYAMA (professor at Tokyo University of Foreign Studies), who is the principal investigator in the project entitled “Roles of Informal Actors in Reconstruction and/or Destruction of the State: Case Studies of the Arab East”.

II. Method of Survey

1. Survey Schedule

- August 12, 2018: permission granted to Dr. Rizq ELIAS, Director of SOCPS, to conduct the survey.
- August 6–20, 2018: preparation of a draft of the questionnaire by the members of the project “Roles of the Informal Actors in Reconstruction and/or Destruction of the State: Case Studies of the Arab East” and the SOCPS Project Committee.
- August 23, 2018: survey staff training by the SOCPS Scientist Committee to conduct a pre-test.
- August 26–28 and September 1–4, 2018: pre-test conducted by five members of the SOCPS survey staff.
- September 6–15, 2018: aggregation of the pre-test by the SOCPS Aggregation Committee.

- September 17, 2018: verification of the results of the pre-test and submittal of the verification of the pre-test and of the proposal of the draft amendments to the questionnaire to the members of the project “Roles of the Informal Actors in Reconstruction and/or Destruction of the State: Case Studies of the Arab East” by the SOCPS Project Committee.
- September 20, 2018: finalizing the questionnaire by the members of the project “Roles of the Informal Actors in Reconstruction and/or Destruction of the State: Case Studies of the Arab East” and the SOCPS Project Committee.
- September 25, 2018: survey implementation training of 36 survey staff members by the SOCPS Scientist Committee for the Damascus, Damascus Suburb, Hims and Latakia Governorates.
- September 27–28, 2018: survey implementation training of 22 survey staff members by the SOCPS Scientist Committee for the Aleppo and Al-Hasakah Governorates.
- September 26–October 29, 2018: conducting the main survey by 56 survey staff members in the Damascus, Damascus Suburb, Hims, Latakia, Aleppo, and Al-Hasakah Governorates.
- October 30–November 25, 2018: entering survey data by the SOCPS Aggregation Committee.
- November 26–28, 2018: confirming input data by the SOCPS Project Committee.
- November 29–December 4, 2018: metrical analysis of input data by the SOCPS Aggregation Committee.
- December 5–15, 2018: final report preparation by the SOCPS Project Committee.

2. Survey Subjects

A total of 1,817 IDPs aged 18 to 70 years and residing in the Syrian Arab Republic were selected to participate in the survey. Data from 1,500 respondents were used for the analysis, and the remaining 317 people who refused to respond were excluded. However, eight people who were under 18 years old and over 71 years old, and one respondent who became an IDP for reasons other than the turmoil following the Arab Spring of 2011, were confirmed in the data cleaning process. Thus, the number of samples was 1,816 and the number of respondents was 1,499, including the data on the above-mentioned eight respondents but excluding the data on the one respondent who became an IDP for other reasons.

3. Survey Method

- Door-to-door individual personal interview in Arabic.
- Number of participating staff: 56 (50 survey staff members and six directors).

4. Sampling Method

Samples were extracted in the following manner.

- The data of the Central Bureau of Statistics, Office of Prime Minister of Syria, for the year 2015 were used for the survey.
- Samples were obtained by using the following steps, based on the quota method:
 - First step: Six regions representing industrial structure and lifestyle in Syria were selected from five geographical regions.
 - 1) For the southern region (consisting of the Damascus, Damascus Suburb, Quneitra, Daraa, and As-Suwayda Governorates): the Damascus and Damascus Suburb Governorates
 - 2) For the northern region (consisting of the Aleppo and Idlib Governorates): the Aleppo Governorate
 - 3) For the central region (consisting of the Hims and Hama Governorates): the Hims Governorate
 - 4) For the coastal region (consisting of the Latakia and Tartus Governorates): the Latakia Governorate
 - 5) For the eastern region (consisting of the Al-Hasakah, Deir ez-Zor, and Raqqqa Governorates): the Al-Hasakah Governorate

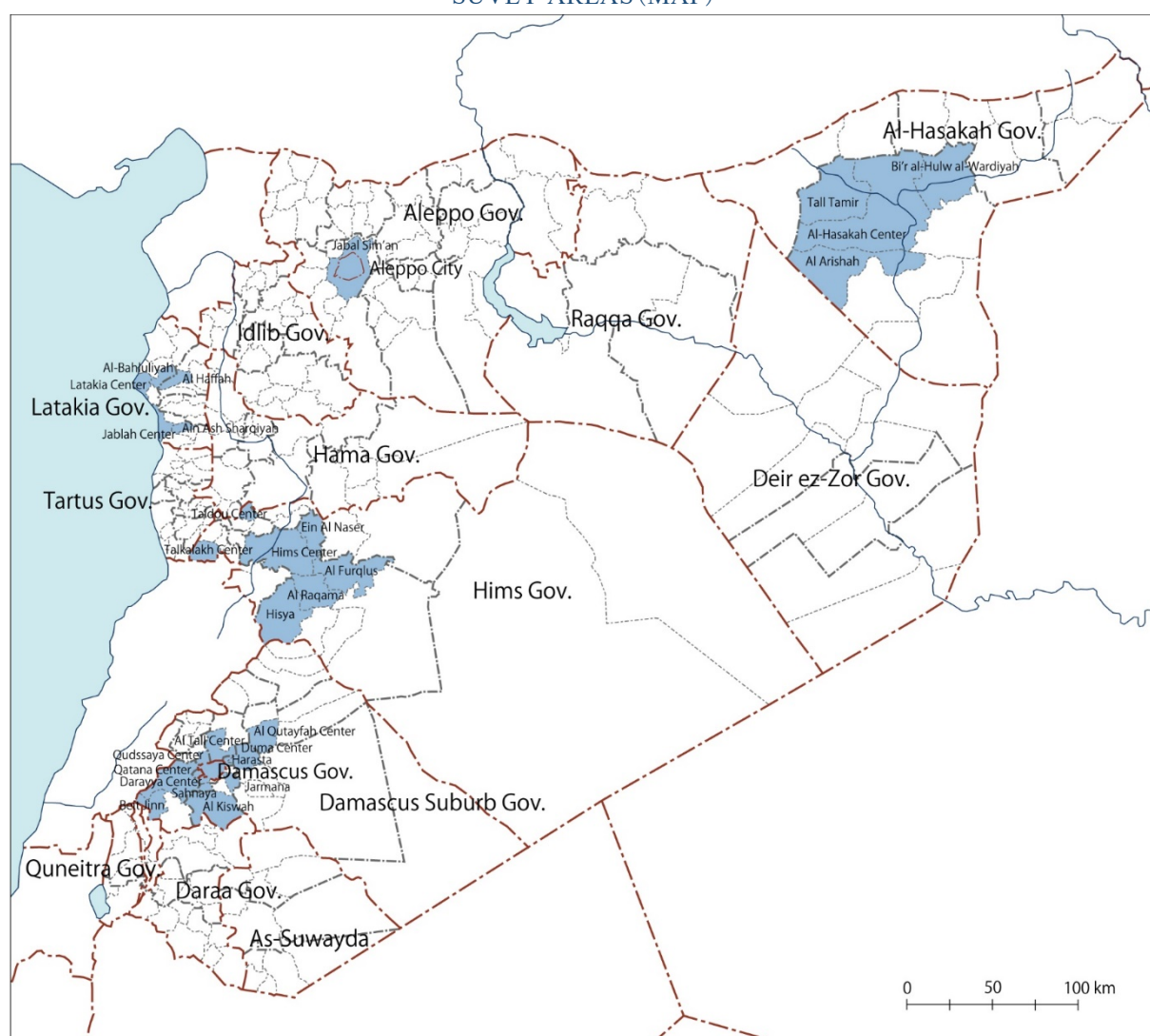
- Second step: Following cities, towns, villages, and shelter centers listed in the year 2015’s data of the Central Bureau of Statistics were selected as survey areas.

SUYEY AREAS	
Governorate	City/Town/Village/Area/Bloc
Damascus	Al Maydan Area: Al Qaa Bloc, Al Zahera Bloc Al Mazzeh Area: Mazzeh Jabal Bloc, Mazzeh 86 Bloc, al-Sumariya Bloc Al Mouhajin Area: Shura Bloc Al Qadam Area: Al Sinaa Bloc, At Tadamun Bloc Al Qanawat Area: Almoujthed Bloc, Baramkeh Bloc, Daff al-Shuk Bloc Al Sarouja Area: Al Abbasiyyin Bloc, Al Qusour Bloc, Al Tijara Bloc, Baghdad St. Bloc Al Shagour Area: Al Amin St. Bloc, Dwel’a Bloc Barzeh Area: ‘Ashsh al-Wurur Bloc, Housing Barzeh Bloc Dummar Area: Al Rabwah Bloc, Dummar Project Bloc Old Damascus Area: Al-Amara Bloc, Bab Sharqi Bloc, Bab Touma Bloc Ruken al Din Area: Assadeddin Bloc
Damascus Suburb	Adra Labor City (Duma Center Area, Duma Dist.) Alassad Suburb Town (Harasta Area, Duma Dist.) Al Horjelah Village (Al Kiswa Area, Damascus Suburb Center Dist.) Al Tall City (Al Tall Center Area, Al Tall Dist.) Al-Tawani Town (Al Qutayfah Center Area, Al Qutayfah Dist.) Ashrafiyat Sahnaya City (Sahnaya Area, Darayya Dist.) Hermon (Beit Jinn, Qatana Dist.) Heeneh Town Beit Jinn, Qatana Dist.) Jarmana Camp (Jarmana Area, Damascus Suburb Center Dist.) Jarmana City (Jarmana Area, Damascus Suburb Center Dist.) Jdaydet Artooz Town (Qatana Center Area, Qatana Dist.) Qudssaya Suburb City (Qudssaya Center Area, Qudssaya Dist.) Qudssaya City (Qudssaya Center Area, Qudssaya Dist.) Sahnaya City (Sahnaya Area, Darayya Dist.) Set Zaynab Town (Darayya Center Area, Darayya Dist.)
Aleppo	Aleppo City (Jabal Sim’an Area, Jabal Sim’an Dist.): al-Andalus School Area, Al Ansari Area, al-Idha’a Area, al-Mashhad Area, al-Zabadiya Area, Aleppo Univ. Area, Bustan al-Qasr Area, Firdous Area, Halab al-Jadida Area, Hananu Area, Higher Education Bureau Area, Jalab Sim’an, al-Mashariqa Area, al-Ramoussa Area
Hims	Hims City (Hims Center Area, Hims Dist.): Akrama Area, al-Iddihar Area, Al Mimas Area, al-Nezha Area, Al Sabil Area, al-Zahlita Area, Al-Zahra Area, Bab Hud Area, al-Sebaa Area, Al Walid Suburb Area, al-Wurud Area, Bab al-Dreib Area, Bayada Area, Construction Area, Armenian Area, Ghuta Area, Jawrat al-Siyah Area, Karam Al Shami Area, Karam al-Luz Area, Karam el-Zeitoun Area, al-Khudur Area, Police Area, Station Area, Teachers’ Housing Area, Umran Housing Area, Youth Dormitory Area, al-Waar Area, Wadi al Dahab Area Al Furqlus Town (Al Furqlus Center Area, Al Furqlus Dist.) Al Manzoul Village (Al Raqama Area, Hism Dist.) Al Mushrefa Village (Ein Al Naser Area, Hism Dist.) Al-Zarah Village (Talkalakh Center Area, Talkalakh Dist.) Hassia Town (Hassia Area, Hism Dist.) Taldou City (Taldou Center Area, Taldou Dist.)
Latakia	Latakia City (Latakia Center Area, Latakia Dist.): al-Raml al-Filastini Area, Al Sulaiba Area, al-Uwaina Area, Al Ziraa Area, Baath Project Area, Bisnada Area, Dadour Area, Jumhuriya Area, March 8 St. Area, al-Raml al-Janoubi Area, Ras al Basit Area, Qunainis Area, Seventh Project Area, Shati al Azraq Area, Sheikh Dahir Area, Southern Suburb Area, Tishrin Univ. Area Ain Ash Sharqiyah Town (Ain Ash Sharqiyah Area, Jabla Dist.) Al-Bahluliya Village / Zighrin Village (Al-Bahluliya, Latakia Dist.) Al Haffah City (Al Haffah Center Area, Latakia Dist.) Jabla City (Jabla Center Area, Jabla Dist.): Al Sinaa Area, al-Fayyid Area, Maje Suburb Area Sqoubin Village (Latakia Center, Latakia Dist.)

Governorate	City/Town/Village/Area/Bloc
Al-Hasakah	<p>Al-Hasakah City (Al-Hasakah Area, Al-Hasakah Dist.): al-Jami' St. Area, al-Kallasa Shelter Center, al-Mufti Area, al-Mushayrifah Area, al-Qada' St. Area, al-Quds Area, al-Rukba Area, al-Salihiya Area, al-Shari'a Junction Area, al-Shuhada' Housing Area, Al Sinaa Area, Airport Area, Askar Bloc Shelter Center, Askari Area, Aziziyah Area, City Center Area, Dulab 'Uways Area, Eastern al-Nashwa Area, Eastern Ghwairan Area, Emerald Musa Shelter Center, al-Kallasa Area, al-Nasira Area, Halima al-Sa'diya Shelter Center, Housing Area, Khashman Area, Ma'dan Area, Marshu Area, Marzuka Area, Meridian Area, Palestine St. Area, RODCO (General Company for Roads and Bridges) Housing Area, Sina' Muhaydali Shelter Center, Orphans Shelter Center, Eastern al-Nashwa Shelter Center, Tala'i' Area, Tall Hajar Area, Tay Area, Teachers' Housing Area, Ugarit Housing Area, Umran Area, Western al-Nashwa Area, Western al-Nashwa Shelter Center, Western Ghwairan Area</p> <p>Al Arishah Camp (Al Arishah Area, Al-Hassakah Dist.)</p> <p>Tall Burak Town (Bi'r al-Hulw al-Wardiyah Area, Al-Hassakah Dist.)</p> <p>Tall Tamir Town (Tall Tamir Area, Al-Hassakah Dist.)</p>

(Source) SOCPs.

SUVEY AREAS (MAP)



(Source) Drawn by AOYAMA.

- Third step: For each governorate, samples were selected, with representation of the following variables:
 - 1) Sex (male, female)
 - 2) Age bracket (18-24, 25-35, 36-49, over 50)
 - 3) Educational level (low education, elementary education, secondary education, professional education, university education, post-graduate education)
 - 4) Religion
 - 5) Economic level (monthly income of less than 200 US dollars, 201-400 US dollars, 401 US dollars and more)
 - 6) Type of employment (employer, self-employed, employee, unpaid domestic worker)
 - 7) Industrial sector (public, private, joint, cooperative)
 - 8) Type of occupation (clerical, professional, service/sales, agriculture, manufacture)
 - 9) Industry (agriculture/stockbreeding, manufacturing, construction, hotel/restaurant/commerce, transportation/warehousing/communication)
 - 10) Native language (Arabic, Persian, Turkish, Kurdish, English, French)
- Sample error
 - Governorate : Three hundred questionnaires were distributed respectively in the Damascus/Damascus Suburb, Aleppo, Latakia, Hims and al-Hasakah Governorates, instead of distributing them in proportion to the population of these governorates due to the inability to assess properly the changing demographic features caused by presence of refugees and IDPs in the turmoil following the Arab Spring of 2011.
 - Birthplace: The response rate from the Aleppo Governorate, where the opposition was most active, was greater due to the turmoil following the Arab Spring of 2011.
 - Sex, generation and educational level: Male respondents exceeded female respondents due to the tendency for men to be regarded as the representatives in the households. Furthermore, individuals of the generation (36-49 years old) and levels of higher education (secondary/professional education) that exhibit greater interest in politics, society and life, were represented to a greater extent.

NUMBER OF SAMPLES AND ACTUAL NUMBER OF IDPS IN SURVEYED GOVERNORATES

		Samples			IDPs (Mid-2014)
		Respondents	Non-respondents	Total	
Damascus/Damascus Suburb	Number	300	62	362	1,741,900
	%	20.01	19.56	19.93	50.26
Aleppo	Number	299	23	322	1,032,600
	%	19.95	7.26	17.73	29.79
Hims	Number	300	61	361	240,300
	%	20.01	19.24	19.88	6.93
Latakia	Number	300	72	372	302,700
	%	20.01	22.71	20.48	8.73
Al-Hasakah	Number	300	99	399	148,200
	%	20.01	31.23	21.97	4.28
Total	Number	1,500	317	1,816	3,465,700
	%	100.00	100.00	100.00	100.00

(Note) As one respondent of Aleppo Governorate, who became an IDP for reasons other than the turmoil following the Arab Spring of 2011, was confirmed in the data cleaning process, the number of respondents in that governorate was 299.

(Source) Drawn by AOYAMA.

POPULATION MOVEMENT INSIDE SYRIA (MID-2014)

		Population Remaining in Their Residence	Population Evacuated within the Governorate	Population Remaining in the Governorate	Population Evacuated to Other Governorates	Population Residing in the Governorate
Damascus	Number	1,280,000	224,000	1,505,000	344,000	1,849,000
	%	8.14	7.18	7.98	16.17	8.81
Aleppo	Number	3,371,000	888,000	4,260,000	15,000	4,275,000
	%	21.43	28.45	22.59	0.70	20.37
Damascus Suburb	Number	2,046,000	721,000	2,767,000	412,000	3,180,000
	%	13.00	23.10	14.68	19.36	15.16
Hims	Number	1,070,000	199,000	1,268,000	101,000	1,370,000
	%	6.80	6.38	6.73	4.75	6.53
Hama	Number	1,522,000	141,000	1,664,000	336,000	1,999,000
	%	9.67	4.52	8.83	15.79	9.53
Latakia	Number	1,055,000	24,000	1,079,000	281,000	1,359,000
	%	6.71	0.77	5.72	13.20	6.48
Idlib	Number	880,000	280,000	1,160,000	168,000	1,328,000
	%	5.59	8.97	6.15	7.89	6.33
Al-Hasakah	Number	1,137,000	52,000	1,189,000	88,000	1,277,000
	%	7.23	1.67	6.31	4.14	6.09
Deir ez-Zor	Number	1,033,000	164,000	1,197,000	37,000	1,234,000
	%	6.57	5.25	6.35	1.74	5.88
Tartus	Number	871,000	1,000	872,000	169,000	1,041,000
	%	5.54	0.03	4.62	7.94	4.96
Raqqa	Number	761,000	54,000	815,000	53,000	867,000
	%	4.84	1.73	4.32	2.49	4.13
Daraa	Number	296,000	358,000	653,000	27,000	680,000
	%	1.88	11.47	3.46	1.27	3.24
As-Suwayda	Number	391,000	2,000	393,000	74,000	467,000
	%	2.49	0.06	2.08	3.48	2.23
Quneitra	Number	20,000	13,000	33,000	23,000	56,000
	%	0.13	0.42	0.18	1.08	0.27
Total	Number	15,734,000	3,121,000	18,855,000	2,128,000	20,982,000
	%	100.00	100.00	100.00	100.00	100.00

(Source) al-Maktab al-Markazi li-l-Ihsa' (Ri'asa Majlis al-Wuzara', al-Jumhuriya al-'Arabiya al-Suriya), “Mash Taqvim Halat al-Sukkan 2014” (http://www.cbssyr.sy/population_statuse.html).

BIRTHPLACE AND PLACE OF EVACUATION OF IDPS (MID-2014)

Birthplace Place of Evacuation	Damascus	Aleppo	Damascus Suburb	Hims	Hama	Latakia	Idlib	Al-Hasakah
Damascus	221,700	21,200	254,100	32,900	100	0	18,500	2,800
Aleppo	200	1,017,400	800	200	0	200	4,600	0
Damascus Suburb	141,500	67,800	799,200	61,000	13,700	0	27,800	5,300
Hims	19,900	26,200	18,900	150,200	4,100	100	2,400	800
Hama	9,200	70,100	15,900	104,600	157,900	100	34,700	1,900
Latakia	18,500	168,800	26,700	18,200	4,200	23,500	24,900	5,300
Idlib	3,100	98,600	4,200	1,800	64,200	4,100	282,800	0
Al-Hasakah	7,900	23,600	8,400	3,300	600	0	600	51,500
Deir ez-Zor	14,300	2,500	6,500	5,400	0	0	900	3,100
Tartus	14,600	51,600	19,400	41,000	12,600	100	10,400	6,200
Raqqa	0	29,700	0	1,000	100	0	4,000	0
Daraa	13,400	200,000	4,800	300	0	0	400	900
As-Suwayda	20,200	2,500	24,200	900	0	100	1,600	600
Quneitra	2,100	0	31,100	0	0	0	0	0
Total	486,500	1,580,400	1,214,100	420,900	257,500	28,200	413,600	78,500

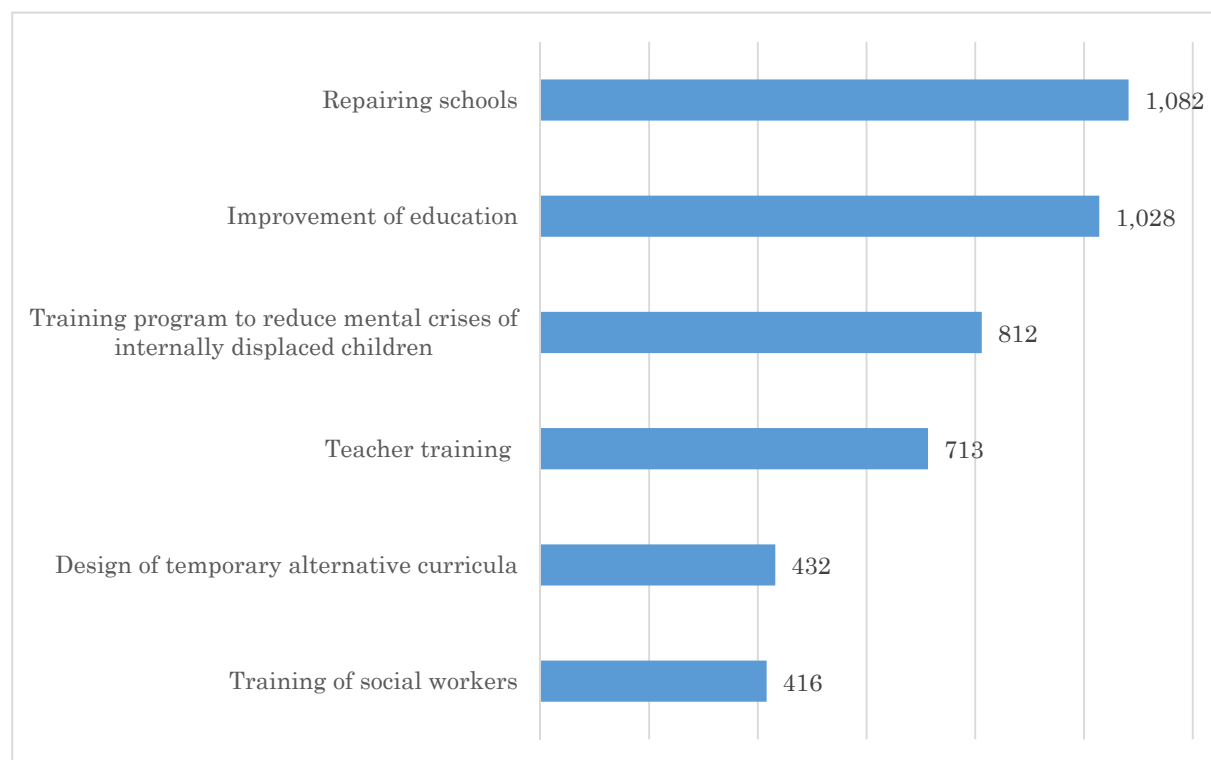
Birthplace Place of Evacuation	Deir ez-Zor	Tartus	Raqqa	Daraa	As-Suwayda	Quneitra	Total
Damascus	12,500	0	6,400	13,200	700	900	585,100
Aleppo	0	0	9,300	0	0	0	1,032,600
Damascus Suburb	12,200	1,100	300	22,700	0	8,200	1,160,900
Hims	9,400	300	7,000	1,000	0	0	240,300
Hama	300	0	5,300	3,300	0	0	403,500
Latakia	1,300	0	9,900	1,400	0	0	302,700
Idlib	0	900	600	0	0	0	460,300
Al-Hasakah	45,700	0	6,400	100	0	0	148,200
Deir ez-Zor	156,700	0	6,600	300	0	0	196,300
Tartus	2,500	1,200	3,800	1,600	0	0	165,100
Raqqa	21,800	0	51,100	0	0	0	107,600
Daraa	0	0	0	304,000	0	7,200	331,200
As-Suwayda	400	0	100	19,500	2,400	100	72,500
Quneitra	0	0	0	1,200	0	8,200	42,700
Total	263,100	3,400	106,800	368,300	3,000	24,600	5,248,900

(Source) al-Maktab al-Markazi li-l-Ihsa', "Mash Taqyim Halat al-Sukkan 2014."

IV Aggregate Results

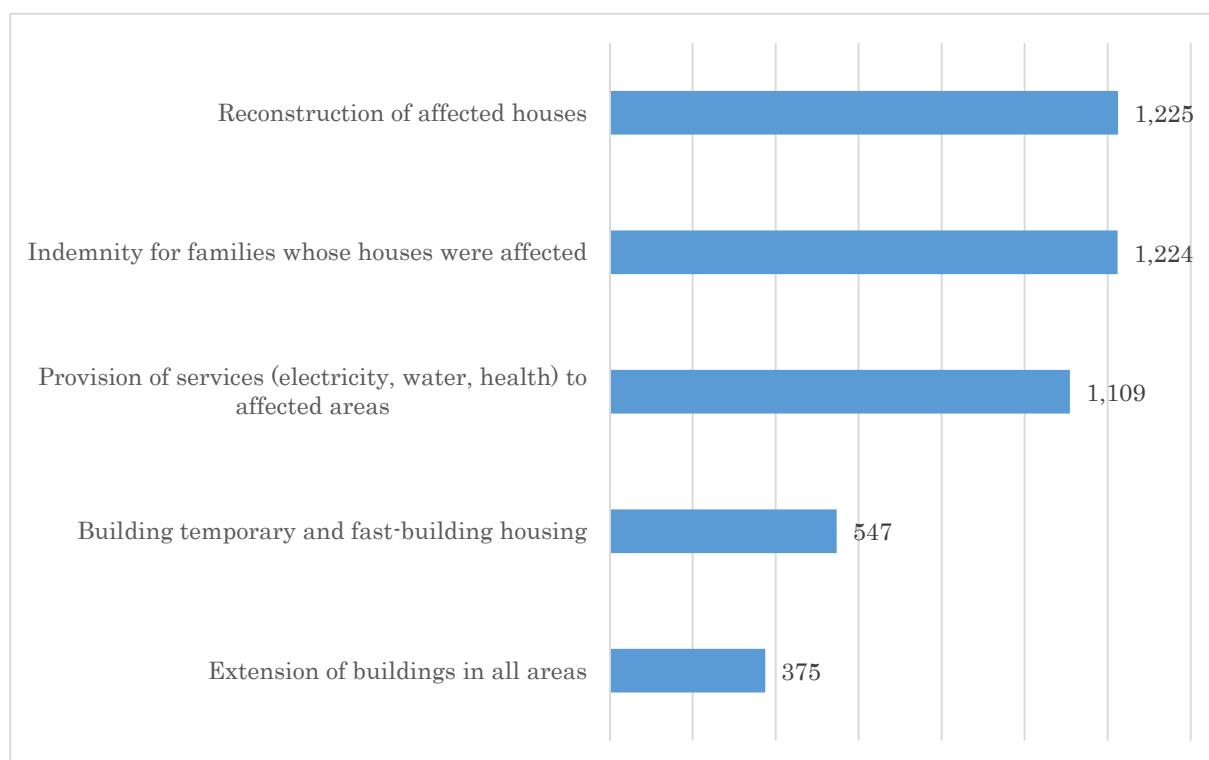
1. Choose the three topics that you consider most important in the field of education.

	Number	%
Repairing schools	1,082	72.18
Improvement of education	1,028	68.58
Teacher training	713	47.57
Training of social workers	416	27.75
Design of temporary alternative curricula	432	28.82
Training program to reduce mental crises of internally displaced children	812	54.17



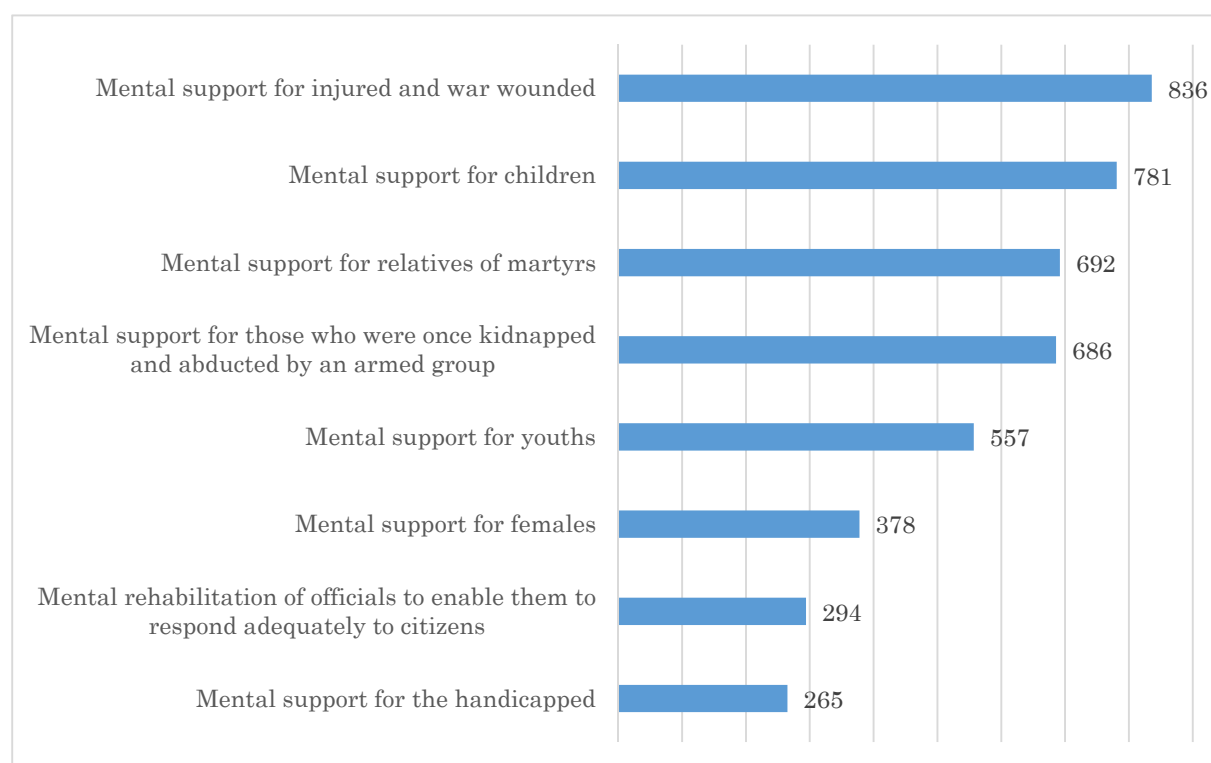
2. Choose the three topics that you consider most important in the field of housing rehabilitation.

	Number	%
Building temporary and fast-building housing	547	36.49
Reconstruction of affected houses	1,225	81.72
Indemnity for families whose houses were affected	1,224	81.65
Extension of buildings in all areas	375	25.02
Provision of services (electricity, water, health) to affected areas	1,109	73.98



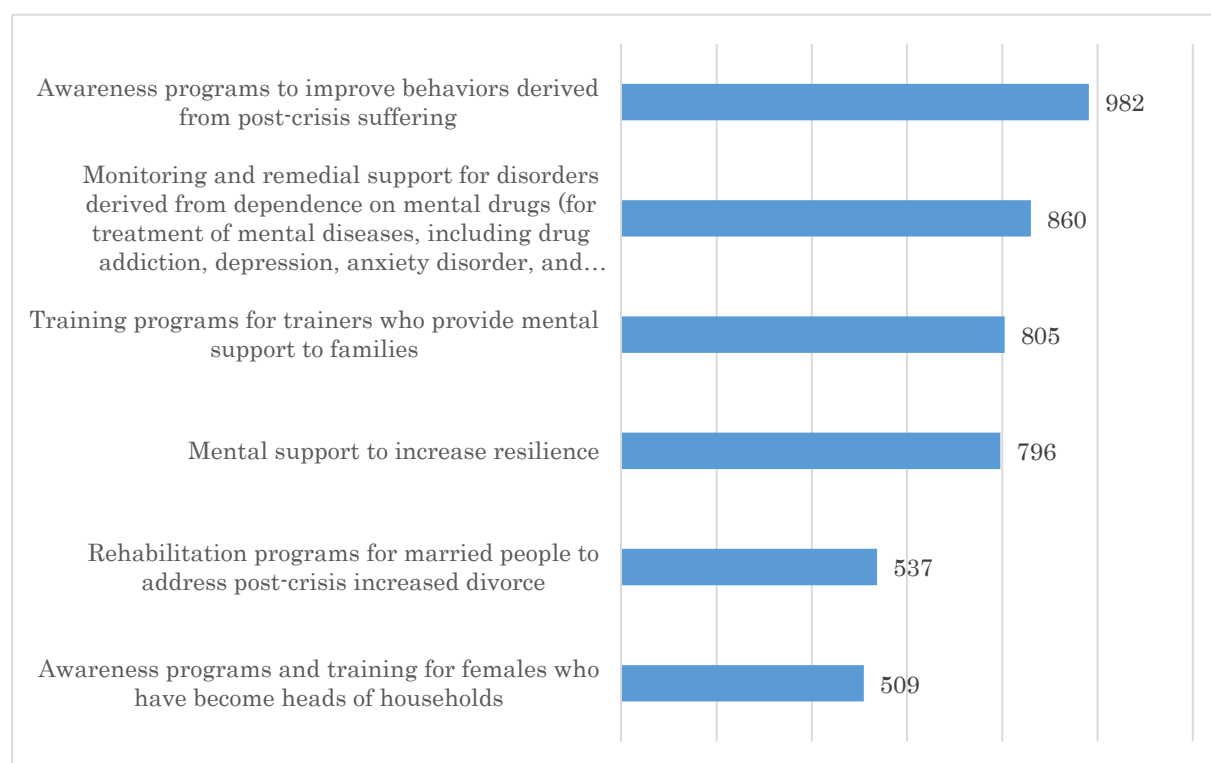
3. Choose the three segments that you consider most important in mental support.

	Number	%
Mental support for children	781	52.10
Mental support for relatives of martyrs	692	46.16
Mental support for youths	557	37.16
Mental support for females	378	25.22
Mental support for the handicapped	265	17.68
Mental support for injured and war wounded	836	55.77
Mental support for those who were once kidnapped and abducted by an armed group	686	45.76
Mental rehabilitation of officials to enable them to respond adequately to citizens	294	19.61



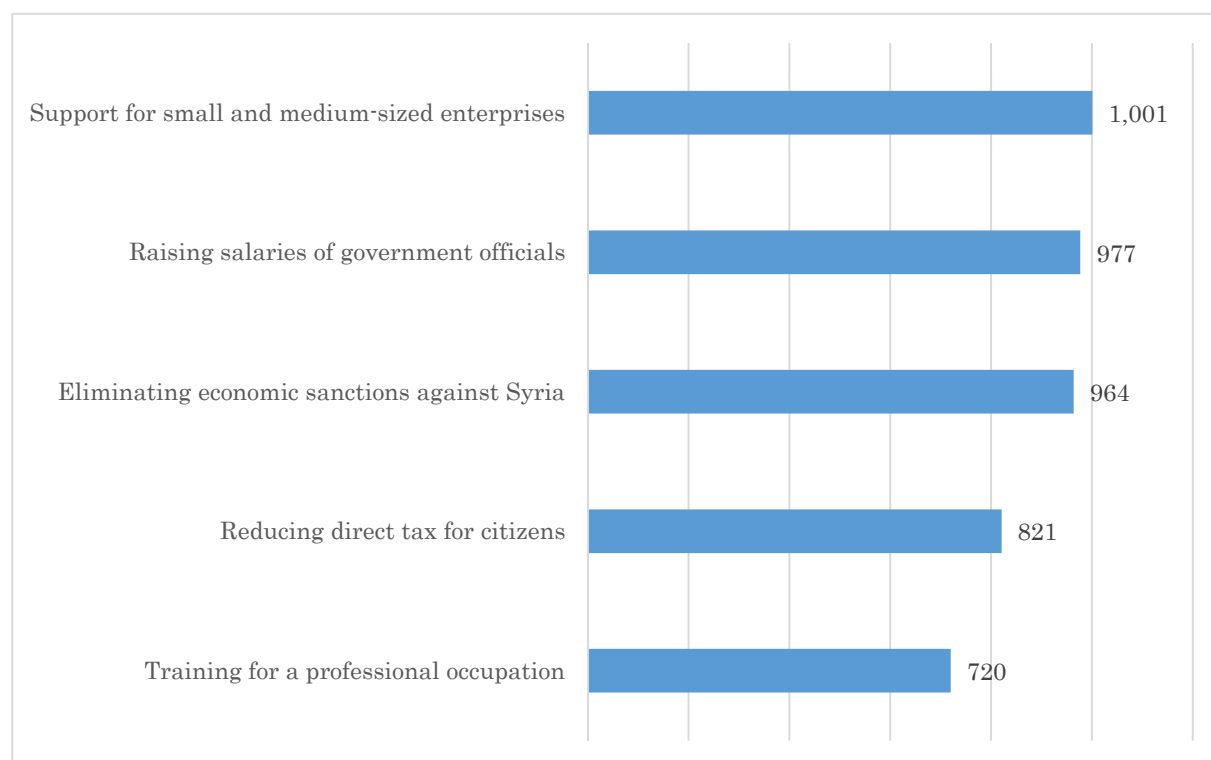
4. Choose the three programs that you consider most important in mental support.

	Number	%
Mental support to increase resilience	796	53.10
Monitoring and remedial support for disorders derived from dependence on mental drugs (for treatment of mental diseases, including drug addiction, depression, anxiety disorder, and suicidal thoughts)	860	57.37
Awareness programs to improve behaviors derived from post-crisis suffering	982	65.51
Rehabilitation programs for married people to address post-crisis increased divorce	537	35.82
Awareness programs and training for females who have become heads of households	509	33.96
Training programs for trainers who provide mental support to families	805	53.70



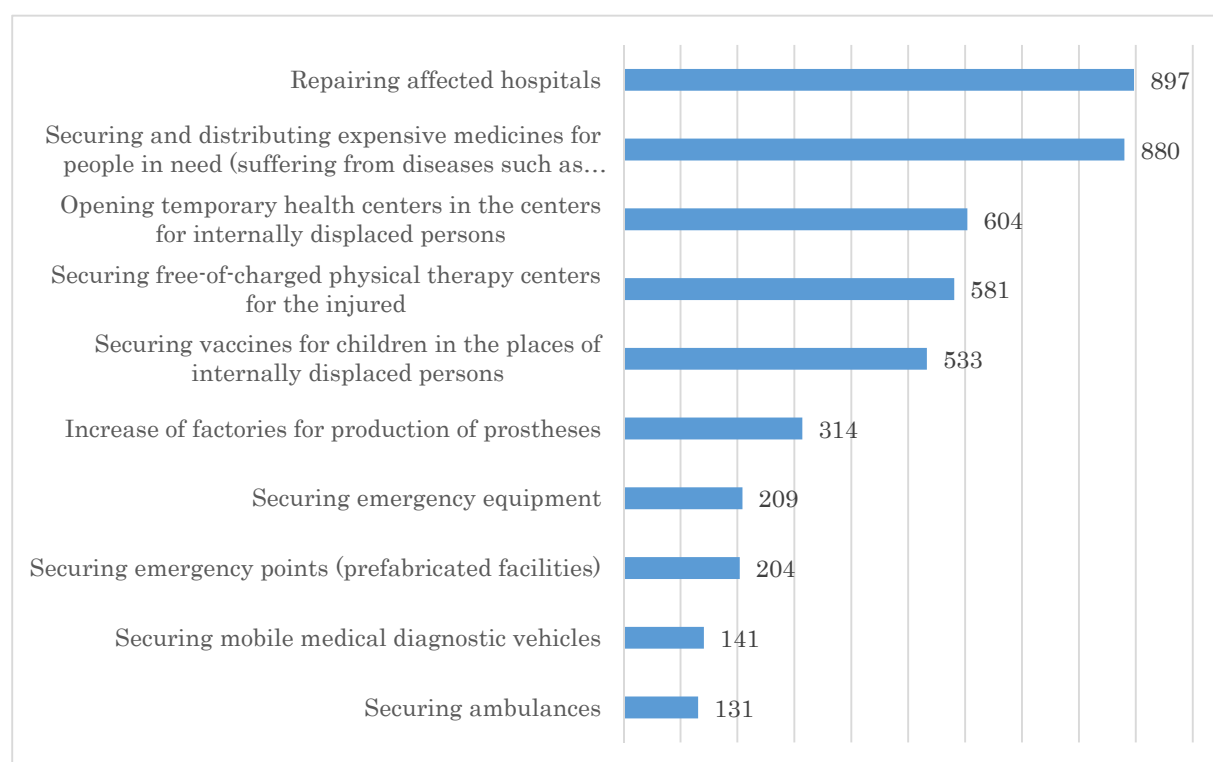
5. Choose the three topics that you consider most important in the field of living condition improvement.

	Number	%
Eliminating economic sanctions against Syria	964	64.31
Training for a professional occupation	720	48.03
Support for small and medium-sized enterprises	1,001	66.78
Raising salaries of government officials	977	65.18
Reducing direct tax for citizens	821	54.77



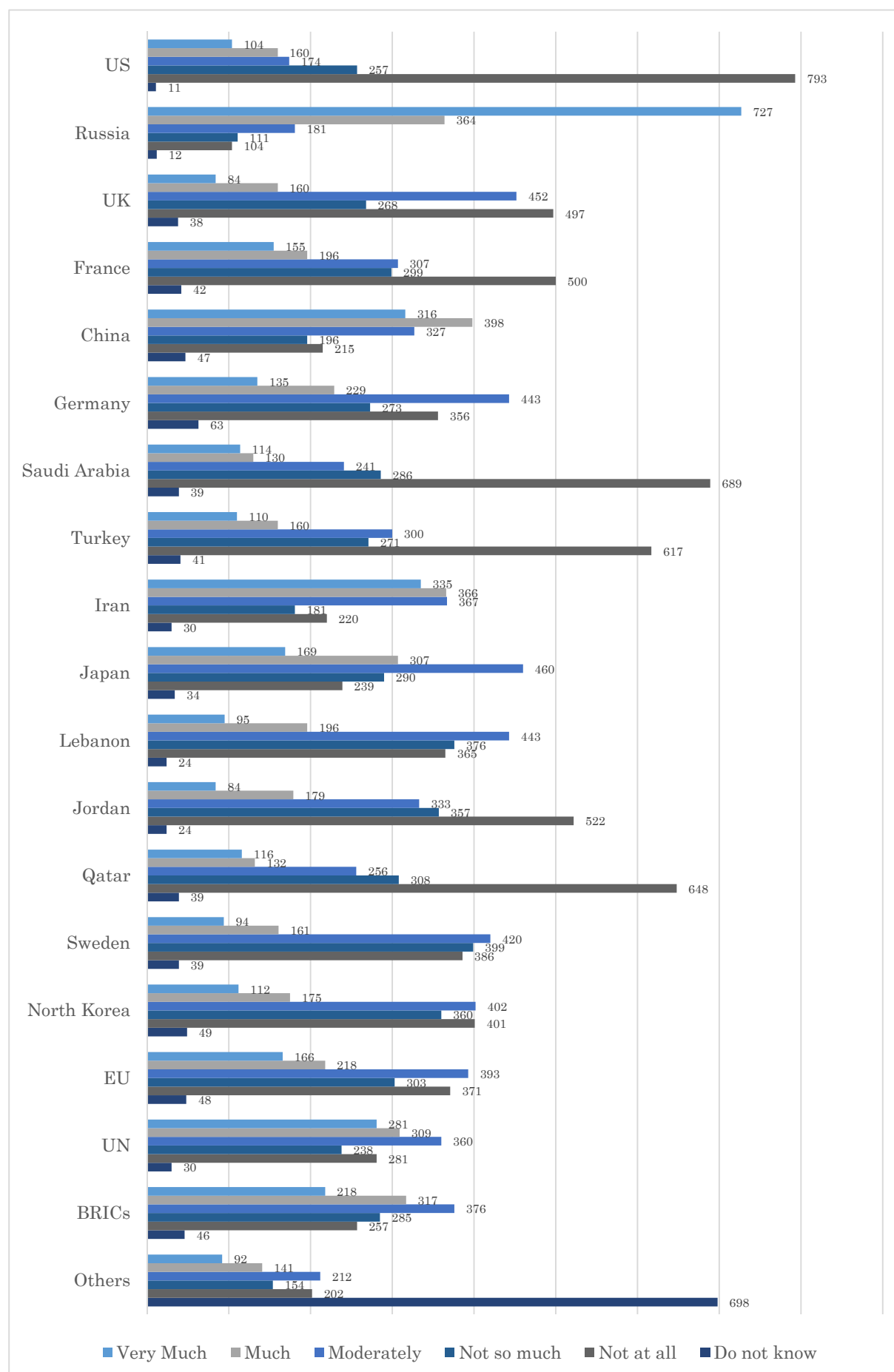
6. Choose the three topics that you consider most important in the field of health.

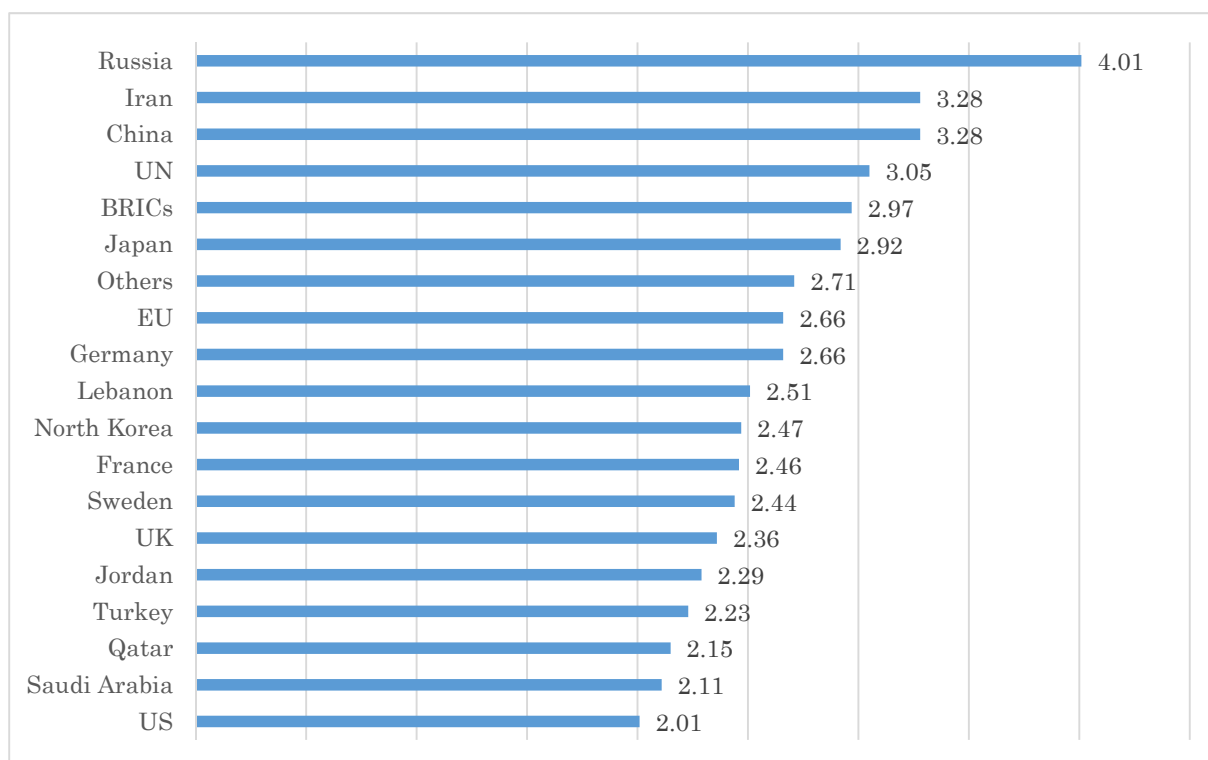
	Number	%
Securing free-of-charged physical therapy centers for the injured	581	38.76
Increase of factories for production of prostheses	314	20.95
Repairing affected hospitals	897	59.84
Opening temporary health centers in the centers for internally displaced persons	604	40.29
Securing and distributing expensive medicines for people in need (suffering from diseases such as tumors, chronic diseases, and infections)	880	58.71
Securing ambulances	131	8.74
Securing emergency equipment	209	13.94
Securing emergency points (prefabricated facilities)	204	13.61
Securing vaccines for children in the places of internally displaced persons	533	35.56
Securing mobile medical diagnostic vehicles	141	9.41



7. To what extent do you believe that the following countries or organizations will contribute to the improvement of living condition?

		Very much	Much	Moderately	Not so much	Not at all	Do not know	Total
7-1. The United States	Number	104	160	174	257	793	11	1,499
	%	6.94	10.67	11.61	17.14	52.90	0.73	100.00
7-2. Russia	Number	727	364	181	111	104	12	1,499
	%	48.50	24.28	12.07	7.40	6.94	0.80	100.00
7-3. The United Kingdom	Number	84	160	452	268	497	38	1,499
	%	5.60	10.67	30.15	17.88	33.16	2.54	100.00
7-4. France	Number	155	196	307	299	500	42	1,499
	%	10.34	13.08	20.48	19.95	33.36	2.80	100.00
7-5. China	Number	316	398	327	196	215	47	1,499
	%	21.08	26.55	21.81	13.08	14.34	3.14	100.00
7-6. Germany	Number	135	229	443	273	356	63	1,499
	%	9.01	15.28	29.55	18.21	23.75	4.20	100.00
7-7. Saudi Arabia	Number	114	130	241	286	689	39	1,499
	%	7.61	8.67	16.08	19.08	45.96	2.60	100.00
7-8. Turkey	Number	110	160	300	271	617	41	1,499
	%	7.34	10.67	20.01	18.08	41.16	2.74	100.00
7-9. Iran	Number	335	366	367	181	220	30	1,499
	%	22.35	24.42	24.48	12.07	14.68	2.00	100.00
7-10. Japan	Number	169	307	460	290	239	34	1,499
	%	11.27	20.48	30.69	19.35	15.94	2.27	100.00
7-11. Lebanon	Number	95	196	443	376	365	24	1,499
	%	6.34	13.08	29.55	25.08	24.35	1.60	100.00
7-12. Jordan	Number	84	179	333	357	522	24	1,499
	%	5.60	11.94	22.21	23.82	34.82	1.60	100.00
7-13. Qatar	Number	116	132	256	308	648	39	1,499
	%	7.74	8.81	17.08	20.55	43.23	2.60	100.00
7-14. Sweden	Number	94	161	420	399	386	39	1,499
	%	6.27	10.74	28.02	26.62	25.75	2.60	100.00
7-15. North Korea	Number	112	175	402	360	401	49	1,499
	%	7.47	11.67	26.82	24.02	26.75	3.27	100.00
7-16. The European Union	Number	166	218	393	303	371	48	1,499
	%	11.07	14.54	26.22	20.21	24.75	3.20	100.00
7-17. The United Nations	Number	281	309	360	238	281	30	1,499
	%	18.75	20.61	24.02	15.88	18.75	2.00	100.00
7-18. BRICS	Number	218	317	376	285	257	46	1,499
	%	14.54	21.15	25.08	19.01	17.14	3.07	100.00
7-19. Others	Number	92	141	212	154	202	698	1,499
	%	6.14	9.41	14.14	10.27	13.48	46.56	100.00

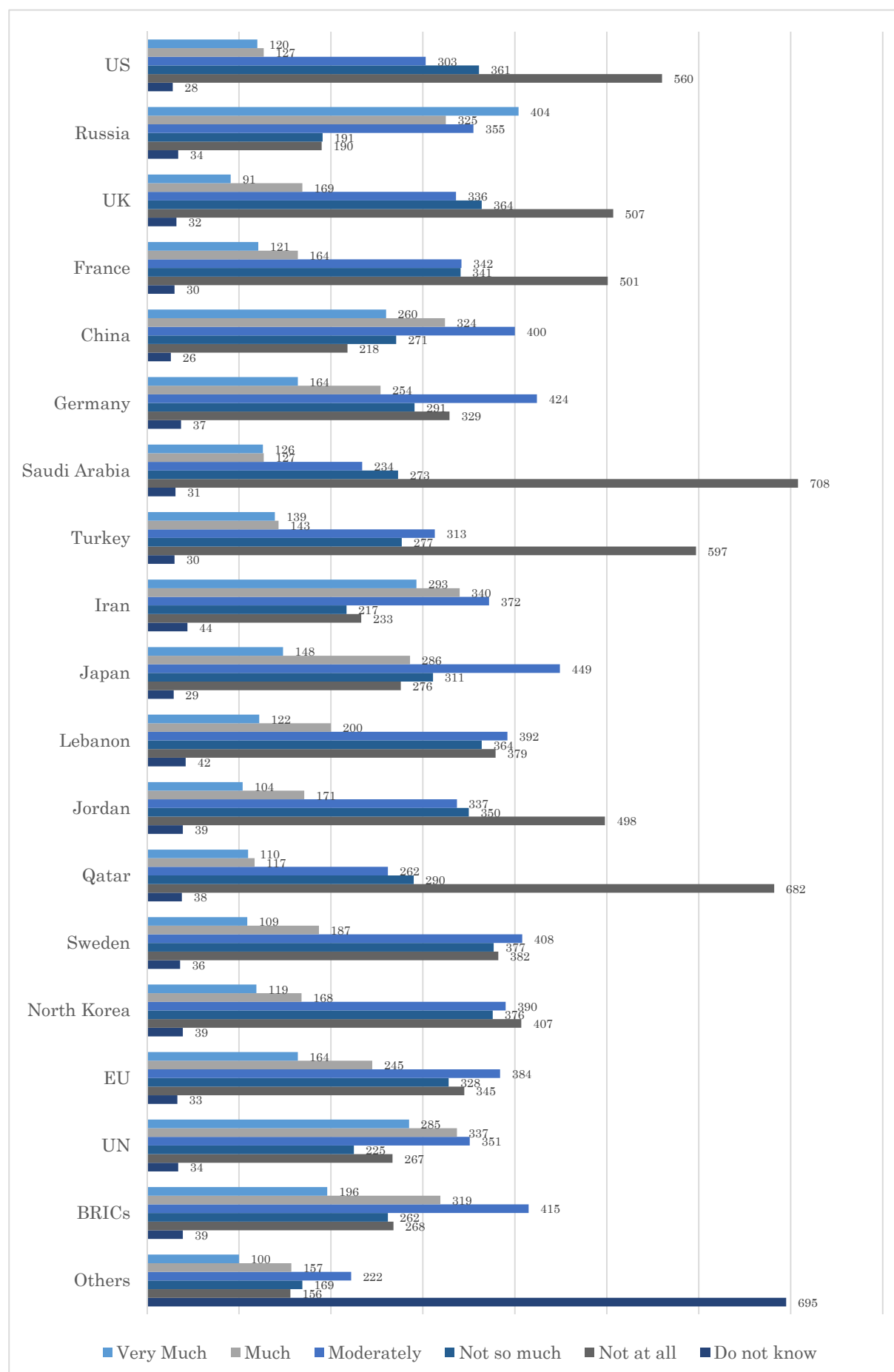


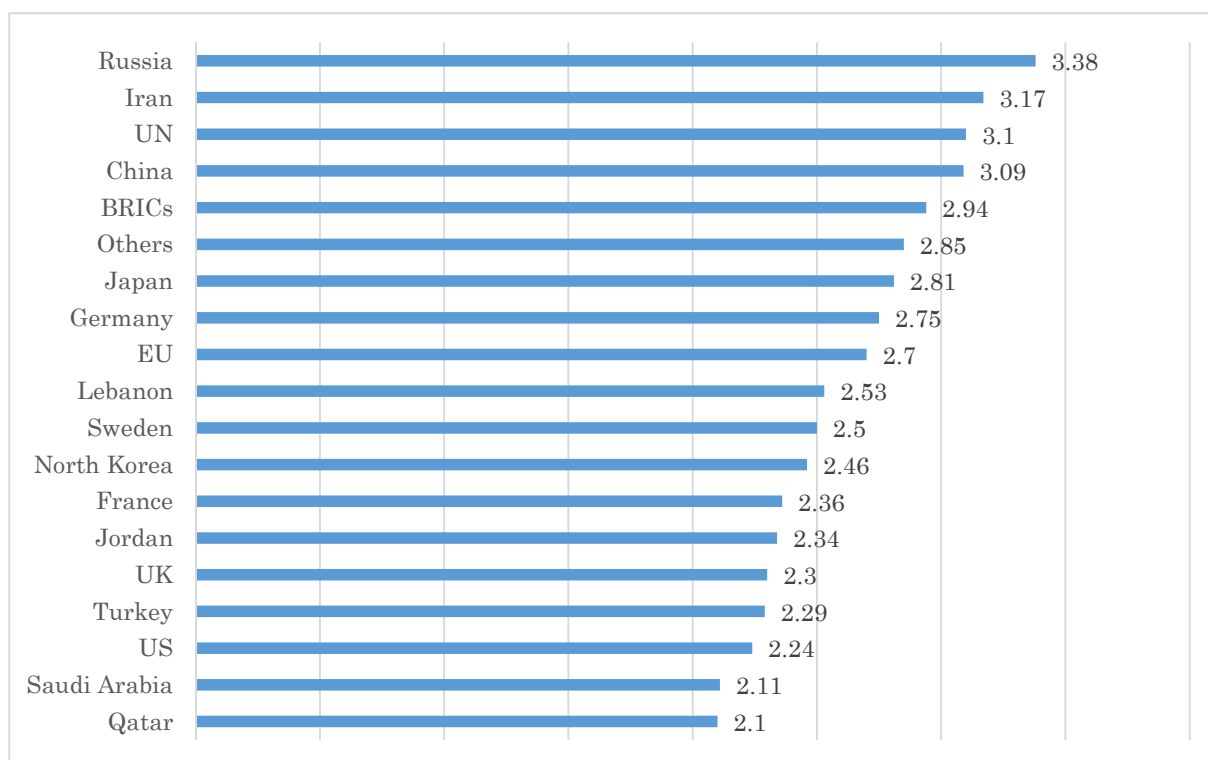


(Note) The average value calculated as allocating 5 points for “Very much”, 4 points for “Much”, 3 points for “Moderately”, 2 points for “Not so much”, 1 point for “Not at all”, and missing value for “Do not know”.

8. To what extent do you believe that the following countries or organizations will contribute to the rehabilitation of internally displaced persons?

		Very much	Much	Moderately	Not so much	Not at all	Do not know	Total
8-1. The United States	Number	120	127	303	361	560	28	1,499
	%	8.01	8.47	20.21	24.08	37.36	1.87	100.00
8-2. Russia	Number	404	325	355	191	190	34	1,499
	%	26.95	21.68	23.68	12.74	12.68	2.27	100.00
8-3. The United Kingdom	Number	91	169	336	364	507	32	1,499
	%	6.07	11.27	22.41	24.28	33.82	2.13	100.00
8-4. France	Number	121	164	342	341	501	30	1,499
	%	8.07	10.94	22.82	22.75	33.42	2.00	100.00
8-5. China	Number	260	324	400	271	218	26	1,499
	%	17.34	21.61	26.68	18.08	14.54	1.73	100.00
8-6. Germany	Number	164	254	424	291	329	37	1,499
	%	10.94	16.94	28.29	19.41	21.95	2.47	100.00
8-7. Saudi Arabia	Number	126	127	234	273	708	31	1,499
	%	8.41	8.47	15.61	18.21	47.23	2.07	100.00
8-8. Turkey	Number	139	143	313	277	597	30	1,499
	%	9.27	9.54	20.88	18.48	39.83	2.00	100.00
8-9. Iran	Number	293	340	372	217	233	44	1,499
	%	19.55	22.68	24.82	14.48	15.54	2.94	100.00
8-10. Japan	Number	148	286	449	311	276	29	1,499
	%	9.87	19.08	29.95	20.75	18.41	1.93	100.00
8-11. Lebanon	Number	122	200	392	364	379	42	1,499
	%	8.14	13.34	26.15	24.28	25.28	2.80	100.00
8-12. Jordan	Number	104	171	337	350	498	39	1,499
	%	6.94	11.41	22.48	23.35	33.22	2.60	100.00
8-13. Qatar	Number	110	117	262	290	682	38	1,499
	%	7.34	7.81	17.48	19.35	45.50	2.54	100.00
8-14. Sweden	Number	109	187	408	377	382	36	1,499
	%	7.27	12.47	27.22	25.15	25.48	2.40	100.00
8-15. North Korea	Number	119	168	390	376	407	39	1,499
	%	7.94	11.21	26.02	25.08	27.15	2.60	100.00
8-16. The European Union	Number	164	245	384	328	345	33	1,499
	%	10.94	16.34	25.62	21.88	23.02	2.20	100.00
8-17. The United Nations	Number	285	337	351	225	267	34	1,499
	%	19.01	22.48	23.42	15.01	17.81	2.27	100.00
8-18. BRICS	Number	196	319	415	262	268	39	1,499
	%	13.08	21.28	27.69	17.48	17.88	2.60	100.00
8-19. Others	Number	100	157	222	169	156	695	1,499
	%	6.67	10.47	14.81	11.27	10.41	46.36	100.00

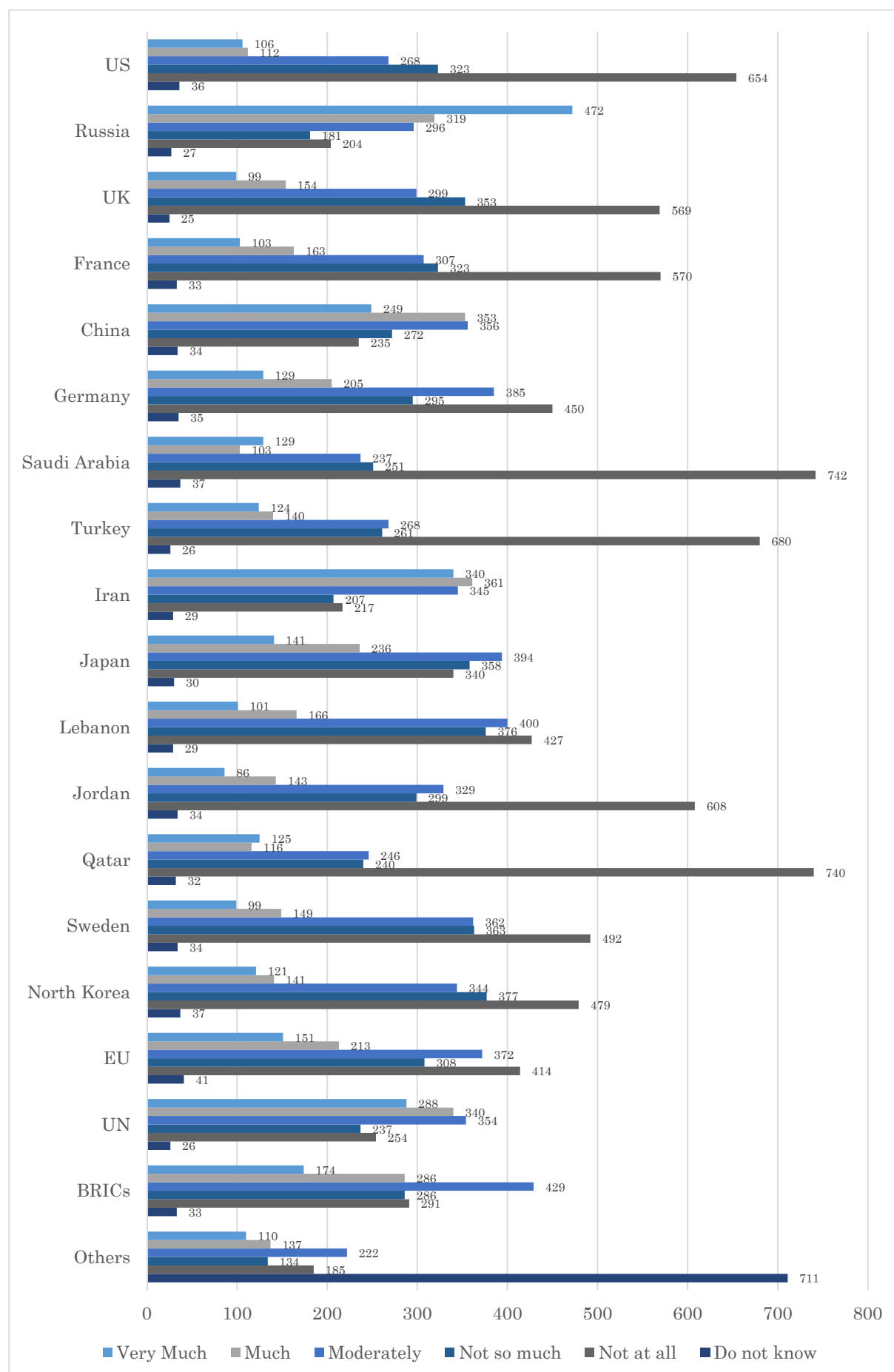


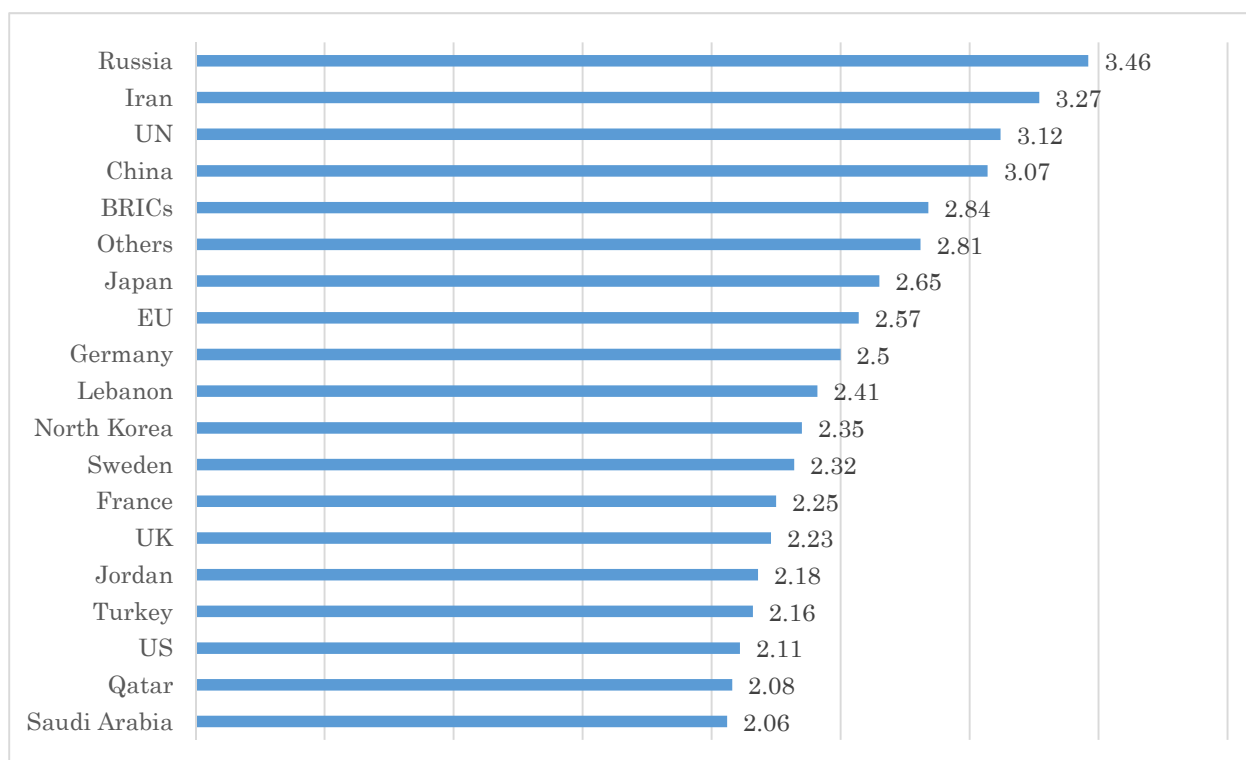


(Note) The average value calculated as allocating 5 points for “Very much”, 4 points for “Much”, 3 points for “Moderately”, 2 points for “Not so much”, 1 point for “Not at all”, and missing value for “Do not know”.

9. To what extent do you believe that the following countries or organizations working within Syria during the crisis have supplied the citizens’ necessities?

		Very much	Much	Moderately	Not so much	Not at all	Do not know	Total
9-1. The United States	Number	106	112	268	323	654	36	1,499
	%	7.07	7.47	17.88	21.55	43.63	2.40	100.00
9-2. Russia	Number	472	319	296	181	204	27	1,499
	%	31.49	21.28	19.75	12.07	13.61	1.80	100.00
9-3. The United Kingdom	Number	99	154	299	353	569	25	1,499
	%	6.60	10.27	19.95	23.55	37.96	1.67	100.00
9-4. France	Number	103	163	307	323	570	33	1,499
	%	6.87	10.87	20.48	21.55	38.03	2.20	100.00
9-5. China	Number	249	353	356	272	235	34	1,499
	%	16.61	23.55	23.75	18.15	15.68	2.27	100.00
9-6. Germany	Number	129	205	385	295	450	35	1,499
	%	8.61	13.68	25.68	19.68	30.02	2.33	100.00
9-7. Saudi Arabia	Number	129	103	237	251	742	37	1,499
	%	8.61	6.87	15.81	16.74	49.50	2.47	100.00
9-8. Turkey	Number	124	140	268	261	680	26	1,499
	%	8.27	9.34	17.88	17.41	45.36	1.73	100.00
9-9. Iran	Number	340	361	345	207	217	29	1,499
	%	22.68	24.08	23.02	13.81	14.48	1.93	100.00
9-10. Japan	Number	141	236	394	358	340	30	1,499
	%	9.41	15.74	26.28	23.88	22.68	2.00	100.00
9-11. Lebanon	Number	101	166	400	376	427	29	1,499
	%	6.74	11.07	26.68	25.08	28.49	1.93	100.00
9-12. Jordan	Number	86	143	329	299	608	34	1,499
	%	5.74	9.54	21.95	19.95	40.56	2.27	100.00
9-13. Qatar	Number	125	116	246	240	740	32	1,499
	%	8.34	7.74	16.41	16.01	49.37	2.13	100.00
9-14. Sweden	Number	99	149	362	363	492	34	1,499
	%	6.60	9.94	24.15	24.22	32.82	2.27	100.00
9-15. North Korea	Number	121	141	344	377	479	37	1,499
	%	8.07	9.41	22.95	25.15	31.95	2.47	100.00
9-16. The European Union	Number	151	213	372	308	414	41	1,499
	%	10.07	14.21	24.82	20.55	27.62	2.74	100.00
9-17. The United Nations	Number	288	340	354	237	254	26	1,499
	%	19.21	22.68	23.62	15.81	16.94	1.73	100.00
9-18. BRICS	Number	174	286	429	286	291	33	1,499
	%	11.61	19.08	28.62	19.08	19.41	2.20	100.00
9-19. Others	Number	110	137	222	134	185	711	1,499
	%	7.34	9.14	14.81	8.94	12.34	47.43	100.00

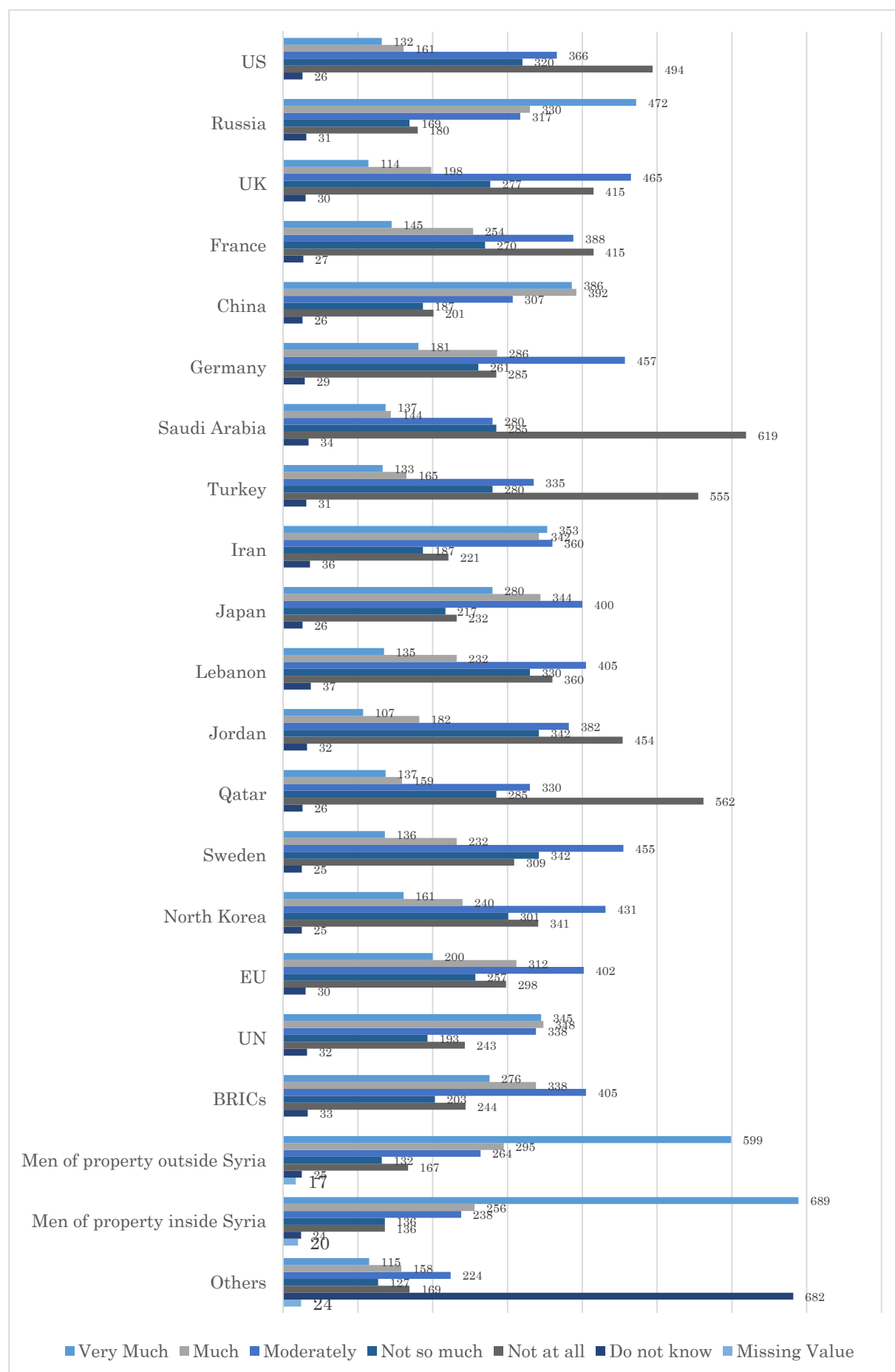


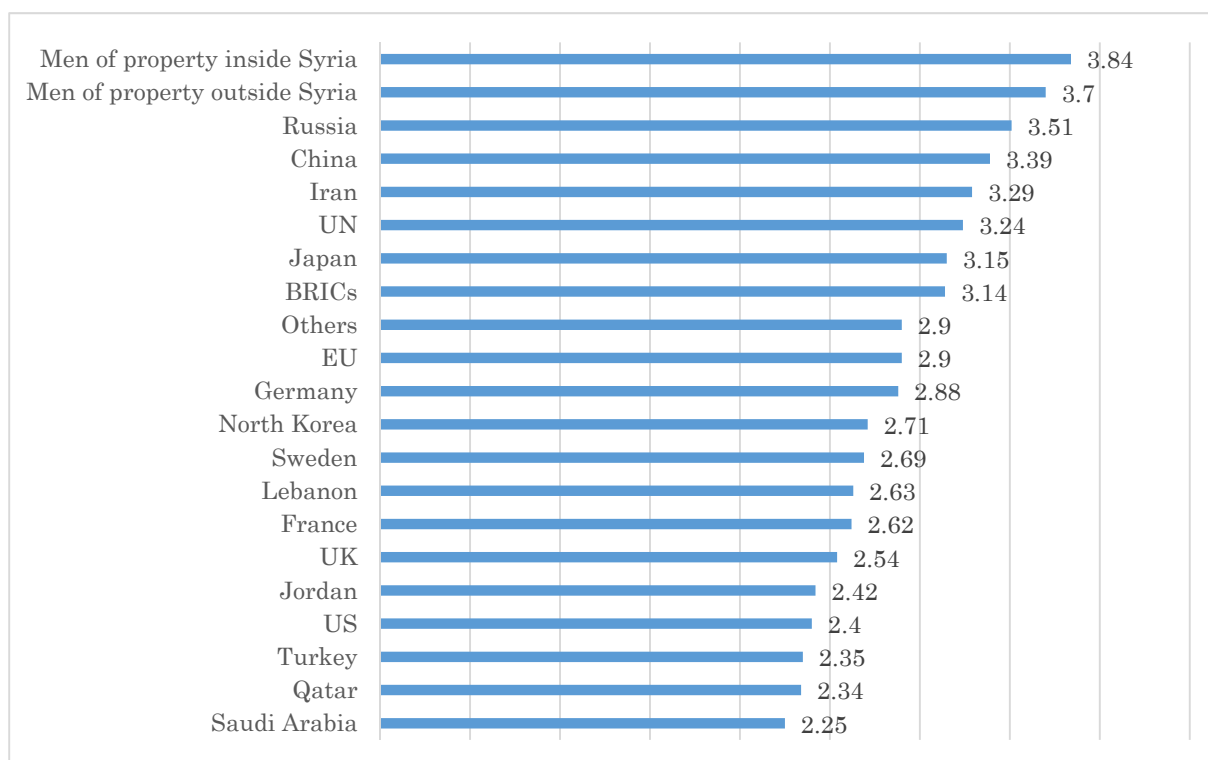


(Note) The average value calculated as allocating 5 points for “Very much”, 4 points for “Much”, 3 points for “Moderately”, 2 points for “Not so much”, 1 point for “Not at all”, and missing value for “Do not know”.

10. To what extent do you want the following countries or institutions to invest in Syria?

		Very much	Much	Moderately	Not so much	Not at all	Do not know	Missing value	Total
10-1. The United States	Number	132	161	366	320	494	26	—	1,499
	%	8.81	10.74	24.42	21.35	32.96	1.73	—	100.00
10-2. Russia	Number	472	330	317	169	180	31	—	1,499
	%	31.49	22.01	21.15	11.27	12.01	2.07	—	100.00
10-3. The United Kingdom	Number	114	198	465	277	415	30	—	1,499
	%	7.61	13.21	31.02	18.48	27.69	2.00	—	100.00
10-4. France	Number	145	254	388	270	415	27	—	1,499
	%	9.67	16.94	25.88	18.01	27.69	1.80	—	100.00
10-5. China	Number	386	392	307	187	201	26	—	1,499
	%	25.75	26.15	20.48	12.47	13.41	1.73	—	100.00
10-6. Germany	Number	181	286	457	261	285	29	—	1,499
	%	12.07	19.08	30.49	17.41	19.01	1.93	—	100.00
10-7. Saudi Arabia	Number	137	144	280	285	619	34	—	1,499
	%	9.14	9.61	18.68	19.01	41.29	2.27	—	100.00
10-8. Turkey	Number	133	165	335	280	555	31	—	1,499
	%	8.87	11.01	22.35	18.68	37.02	2.07	—	100.00
10-9. Iran	Number	353	342	360	187	221	36	—	1,499
	%	23.55	22.82	24.02	12.47	14.74	2.40	—	100.00
10-10. Japan	Number	280	344	400	217	232	26	—	1,499
	%	18.68	22.95	26.68	14.48	15.48	1.73	—	100.00
10-11. Lebanon	Number	135	232	405	330	360	37	—	1,499
	%	9.01	15.48	27.02	22.01	24.02	2.47	—	100.00
10-12. Jordan	Number	107	182	382	342	454	32	—	1,499
	%	7.14	12.14	25.48	22.82	30.29	2.13	—	100.00
10-13. Qatar	Number	137	159	330	285	562	26	—	1,499
	%	9.14	10.61	22.01	19.01	37.49	1.73	—	100.00
10-14. Sweden	Number	136	232	455	342	309	25	—	1,499
	%	9.07	15.48	30.35	22.82	20.61	1.67	—	100.00
10-15. North Korea	Number	161	240	431	301	341	25	—	1,499
	%	10.74	16.01	28.75	20.08	22.75	1.67	—	100.00
10-16. The European Union	Number	200	312	402	257	298	30	—	1,499
	%	13.34	20.81	26.82	17.14	19.88	2.00	—	100.00
10-17. The United Nations	Number	345	348	338	193	243	32	—	1,499
	%	23.02	23.22	22.55	12.88	16.21	2.13	—	100.00
10-18. BRICS	Number	276	338	405	203	244	33	—	1,499
	%	18.41	22.55	27.02	13.54	16.28	2.20	—	100.00
10-19. Men of property outside Syria	Number	599	295	264	132	167	25	17	1,499
	%	39.96	19.68	17.61	8.81	11.14	1.67	1.13	100.00
10-20. Men of property inside Syria	Number	689	256	238	136	136	24	20	1,499
	%	45.96	17.08	15.88	9.07	9.07	1.60	1.33	100.00
10-21. Others	Number	115	158	224	127	169	682	24	1,499
	%	7.67	10.54	14.94	8.47	11.27	45.50	1.60	100.00

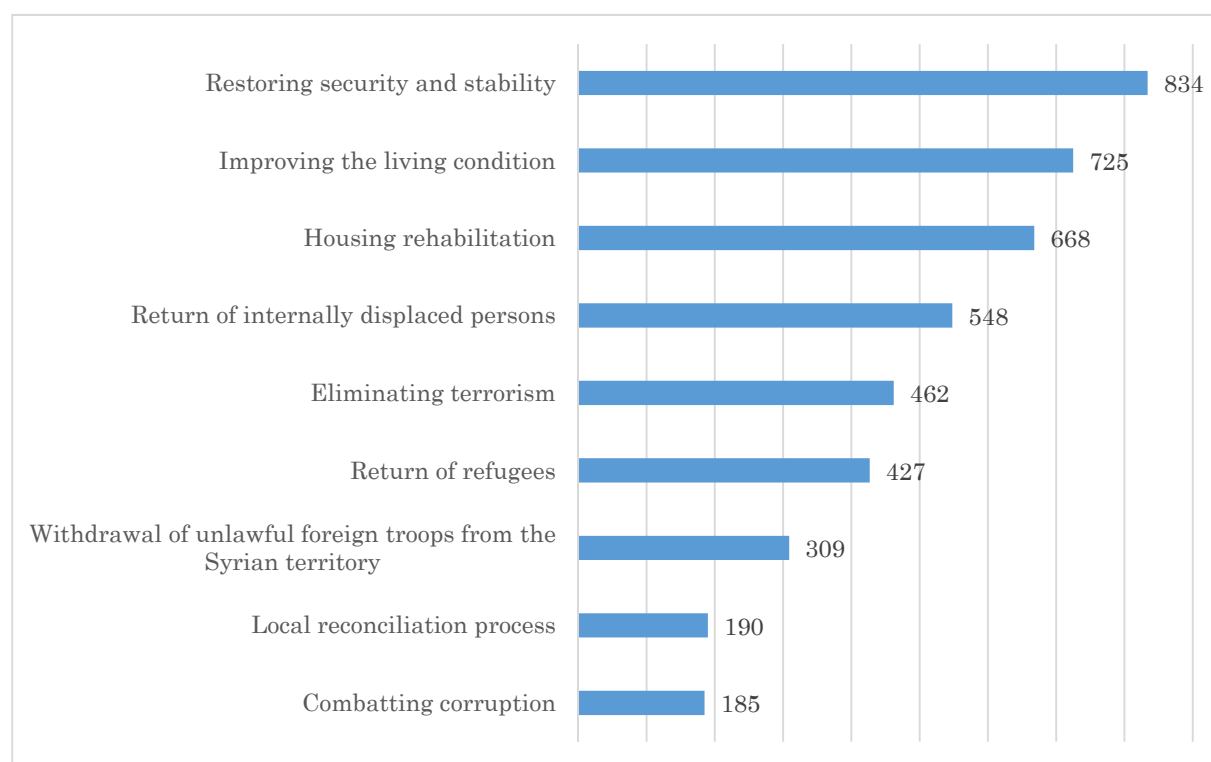




(Note) The average value calculated as allocating 5 points for “Very much”, 4 points for “Much”, 3 points for “Moderately”, 2 points for “Not so much”, 1 point for “Not at all”, and missing value for “Do not know”.

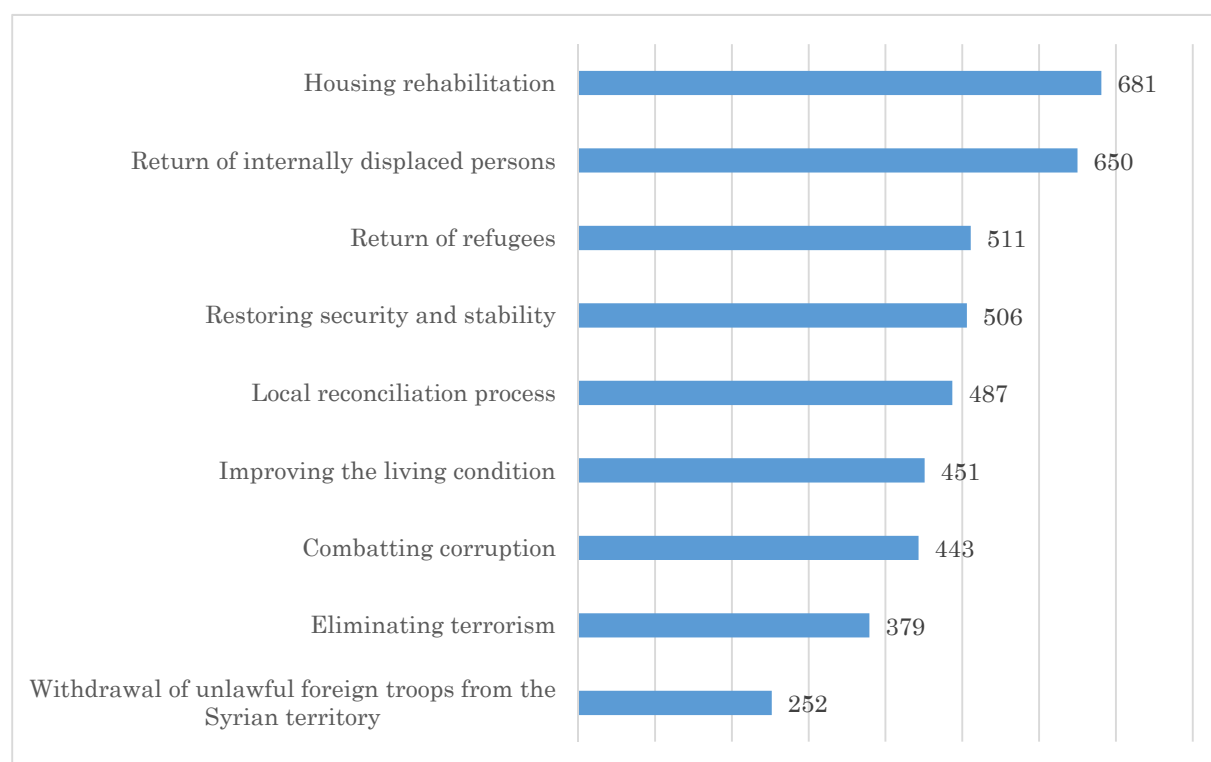
11-1. Choose three topics that you believe are priority issues that civil society should address.

	Number	%
Restoring security and stability	834	55.64
Improving the living condition	725	48.37
Housing rehabilitation	668	44.56
Return of refugees	427	28.49
Return of internally displaced persons	548	36.56
Local reconciliation process	190	12.68
Withdrawal of unlawful foreign troops from the Syrian territory	309	20.61
Eliminating terrorism	462	30.82
Combatting corruption	185	12.34



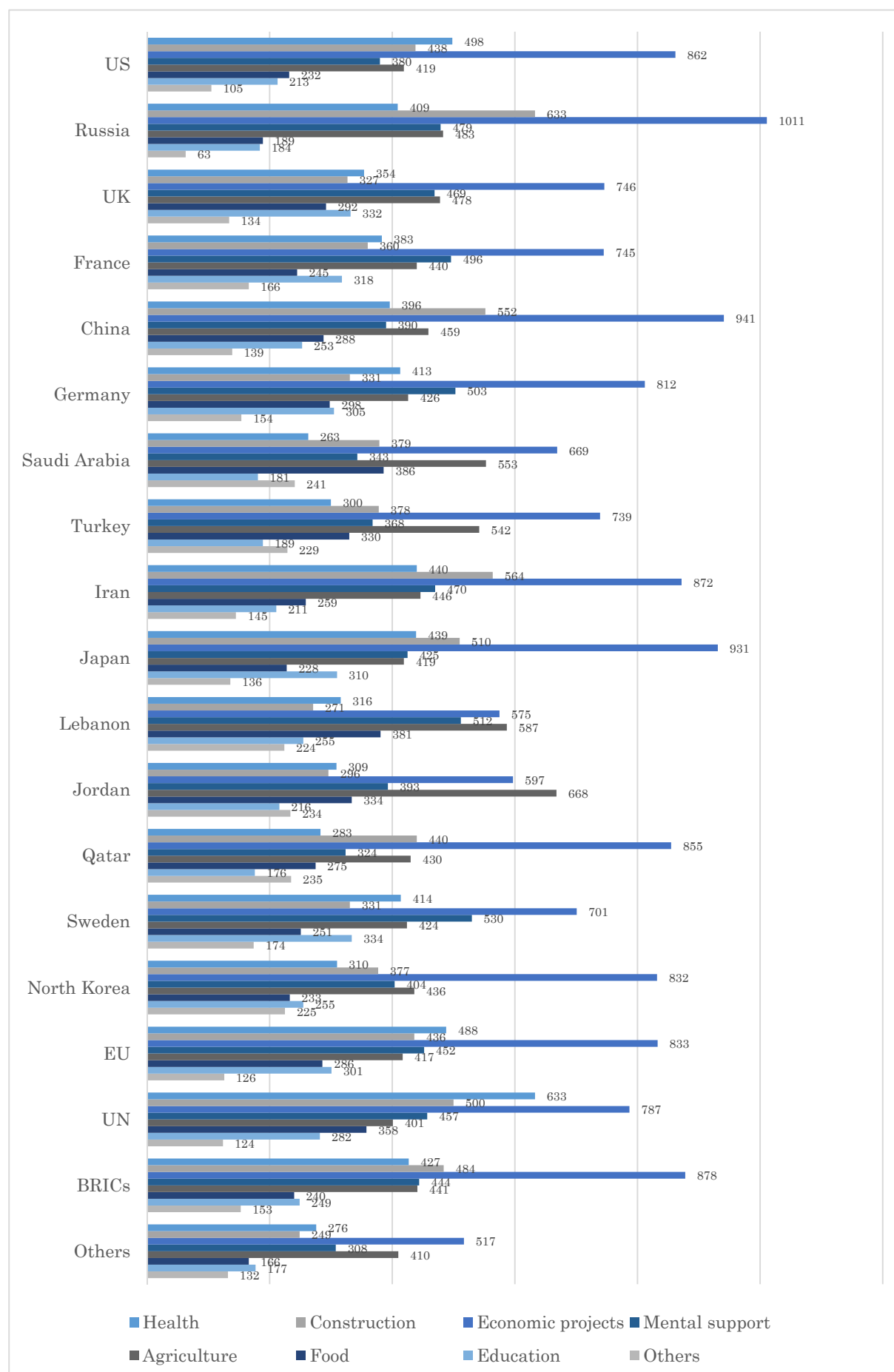
11-2. Choose three topics from the question above in which you want to spontaneously participate.

	Number	%
Restoring security and stability	506	33.76
Improving the living condition	451	30.09
Housing rehabilitation	681	45.43
Return of refugees	511	34.09
Return of internally displaced persons	650	43.36
Local reconciliation process	487	32.49
Withdrawal of unlawful foreign troops from the Syrian territory	252	16.81
Eliminating terrorism	379	25.28
Combatting corruption	443	29.55

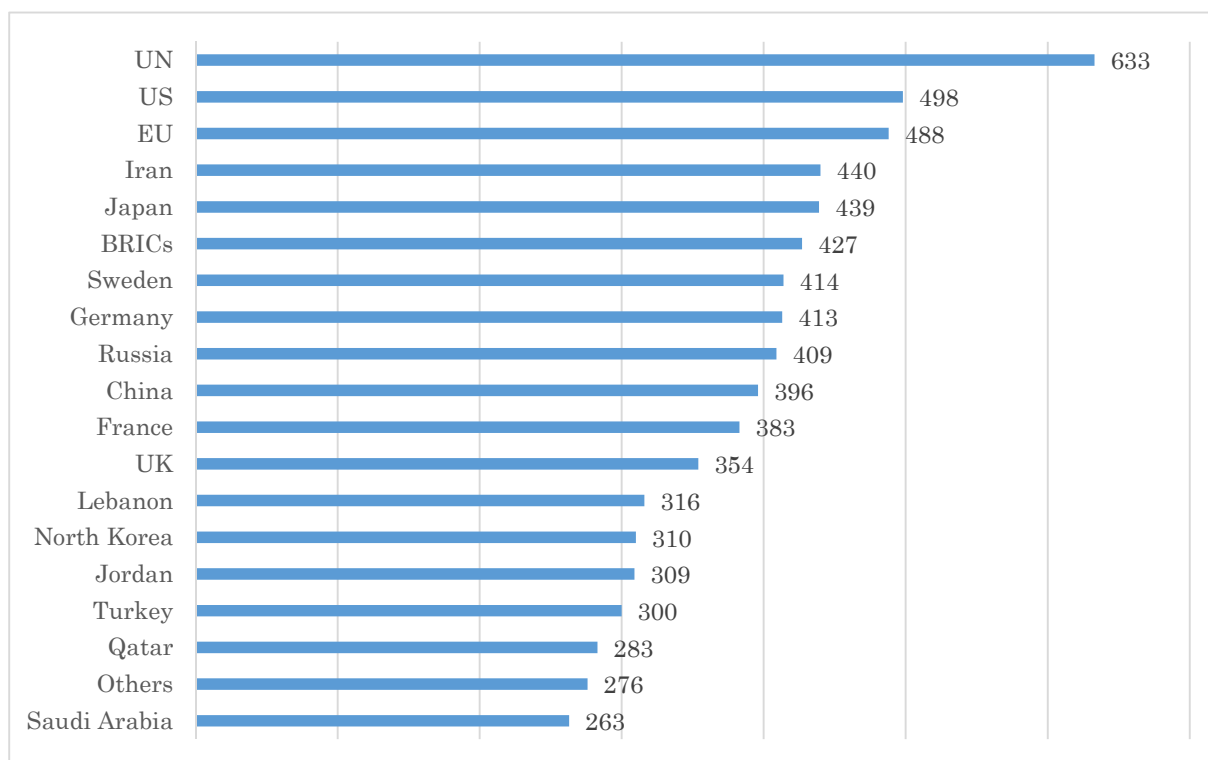


12. If the following countries or organizations propose to reconstruct Syria, in which field do you believe these countries or organizations could contribute more? Multiple answers are allowed.

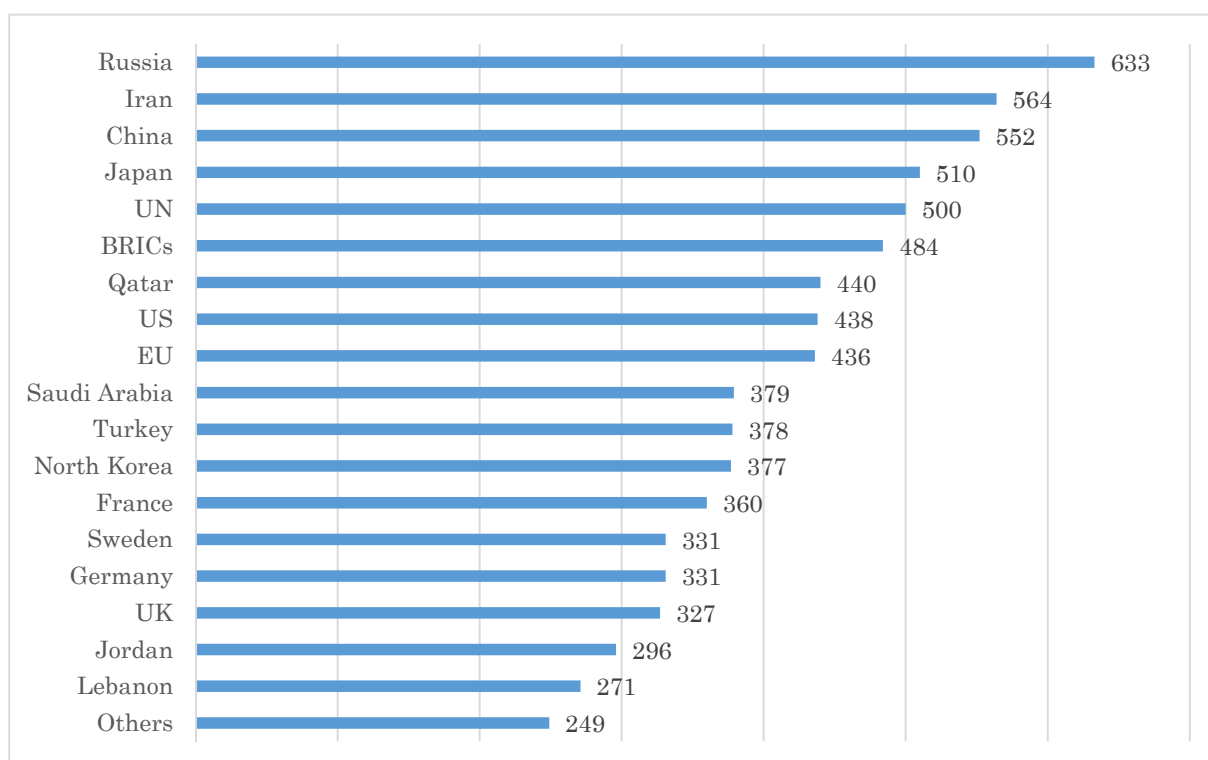
		Health	Construction	Economic projects	Mental support	Agriculture	Food	Education	Others
12-1. The United States	Number	498	438	862	380	419	232	213	105
	%	33.22	29.22	57.51	25.35	27.95	15.48	14.21	7.00
12-2. Russia	Number	409	633	1011	479	483	189	184	63
	%	27.28	42.23	67.44	31.95	32.22	12.61	12.27	4.20
12-3. The United Kingdom	Number	354	327	746	469	478	292	332	134
	%	23.62	21.81	49.77	31.29	31.89	19.48	22.15	8.94
12-4. France	Number	383	360	745	496	440	245	318	166
	%	25.55	24.02	49.70	33.09	29.35	16.34	21.21	11.07
12-5. China	Number	396	552	941	390	459	288	253	139
	%	26.42	36.82	62.78	26.02	30.62	19.21	16.88	9.27
12-6. Germany	Number	413	331	812	503	426	298	305	154
	%	27.55	22.08	54.17	33.56	28.42	19.88	20.35	10.27
12-7. Saudi Arabia	Number	263	379	669	343	553	386	181	241
	%	17.55	25.28	44.63	22.88	36.89	25.75	12.07	16.08
12-8. Turkey	Number	300	378	739	368	542	330	189	229
	%	20.01	25.22	49.30	24.55	36.16	22.01	12.61	15.28
12-9. Iran	Number	440	564	872	470	446	259	211	145
	%	29.35	37.63	58.17	31.35	29.75	17.28	14.08	9.67
12-10. Japan	Number	439	510	931	425	419	228	310	136
	%	29.29	34.02	62.11	28.35	27.95	15.21	20.68	9.07
12-11. Lebanon	Number	316	271	575	512	587	381	255	224
	%	21.08	18.08	38.36	34.16	39.16	25.42	17.01	14.94
12-12. Jordan	Number	309	296	597	393	668	334	216	234
	%	20.61	19.75	39.83	26.22	44.56	22.28	14.41	15.61
12-13. Qatar	Number	283	440	855	324	430	275	176	235
	%	18.88	29.35	57.04	21.61	28.69	18.35	11.74	15.68
12-14. Sweden	Number	414	331	701	530	424	251	334	174
	%	27.62	22.08	46.76	35.36	28.29	16.74	22.28	11.61
12-15. North Korea	Number	310	377	832	404	436	233	255	225
	%	20.68	25.15	55.50	26.95	29.09	15.54	17.01	15.01
12-16. The European Union	Number	488	436	833	452	417	286	301	126
	%	32.56	29.09	55.57	30.15	27.82	19.08	20.08	8.41
12-17. The United Nations	Number	633	500	787	457	401	358	282	124
	%	42.23	33.36	52.50	30.49	26.75	23.88	18.81	8.27
12-18. BRICS	Number	427	484	878	444	441	240	249	153
	%	28.49	32.29	58.57	29.62	29.42	16.01	16.61	10.21
12-19. Others	Number	276	249	517	308	410	166	177	132
	%	18.41	16.61	34.49	20.55	27.35	11.07	11.81	8.81



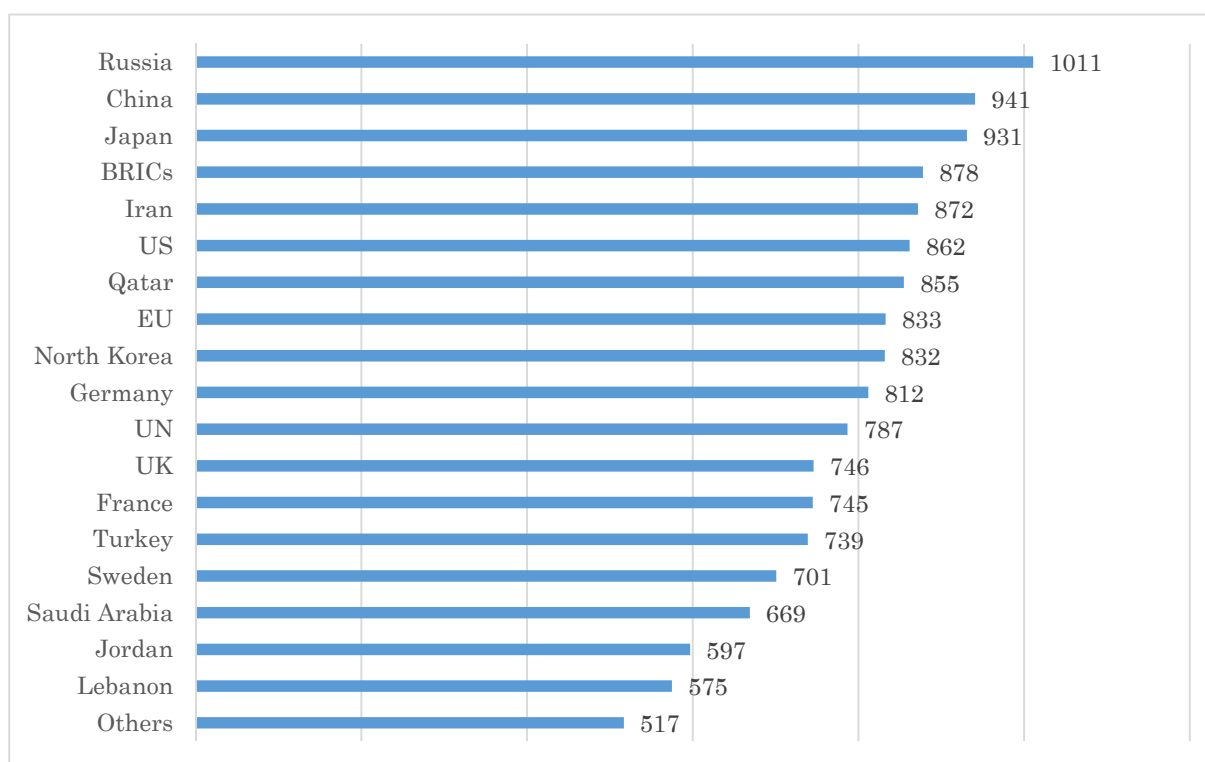
Health



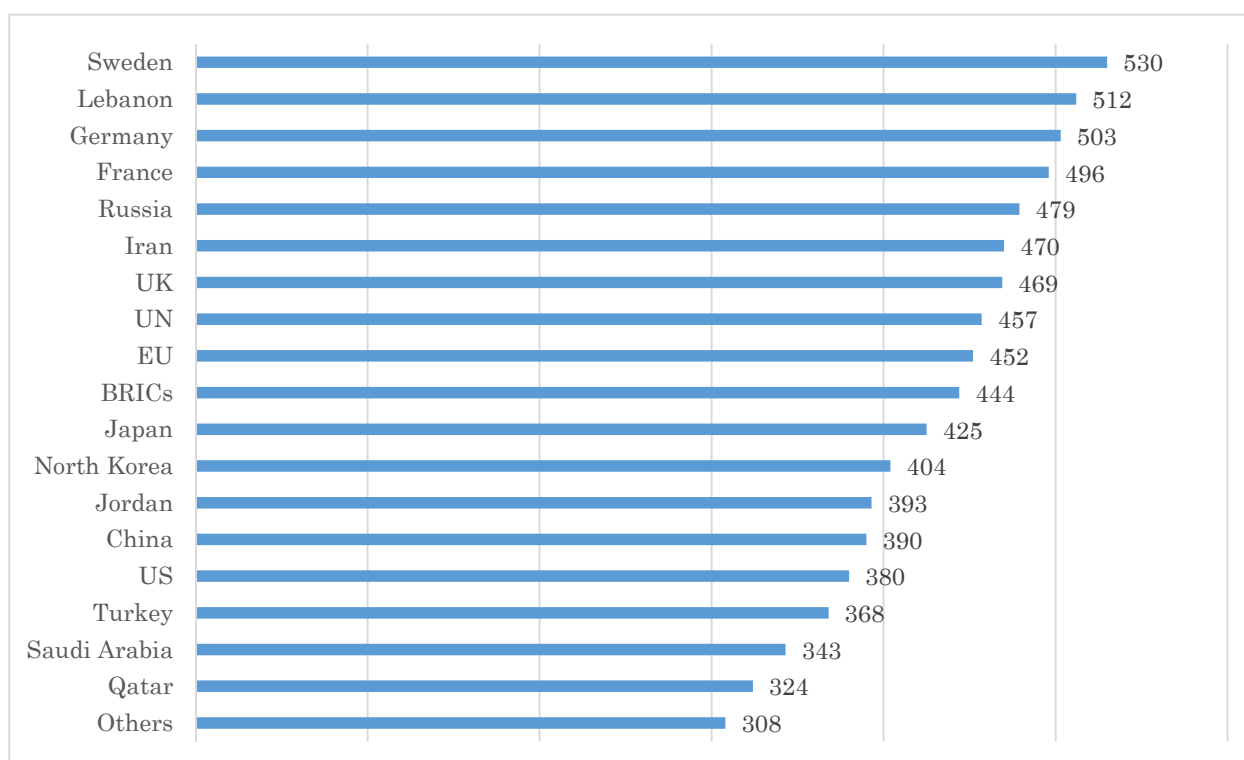
Construction



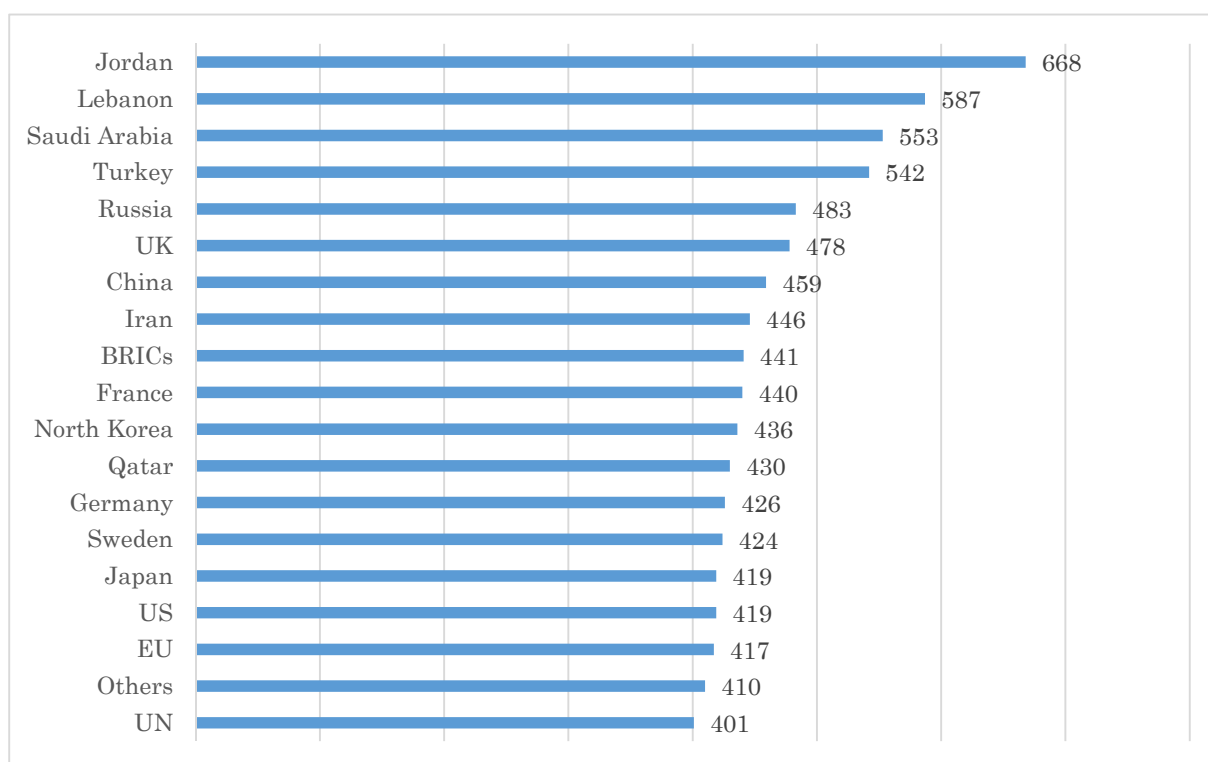
Economic projects



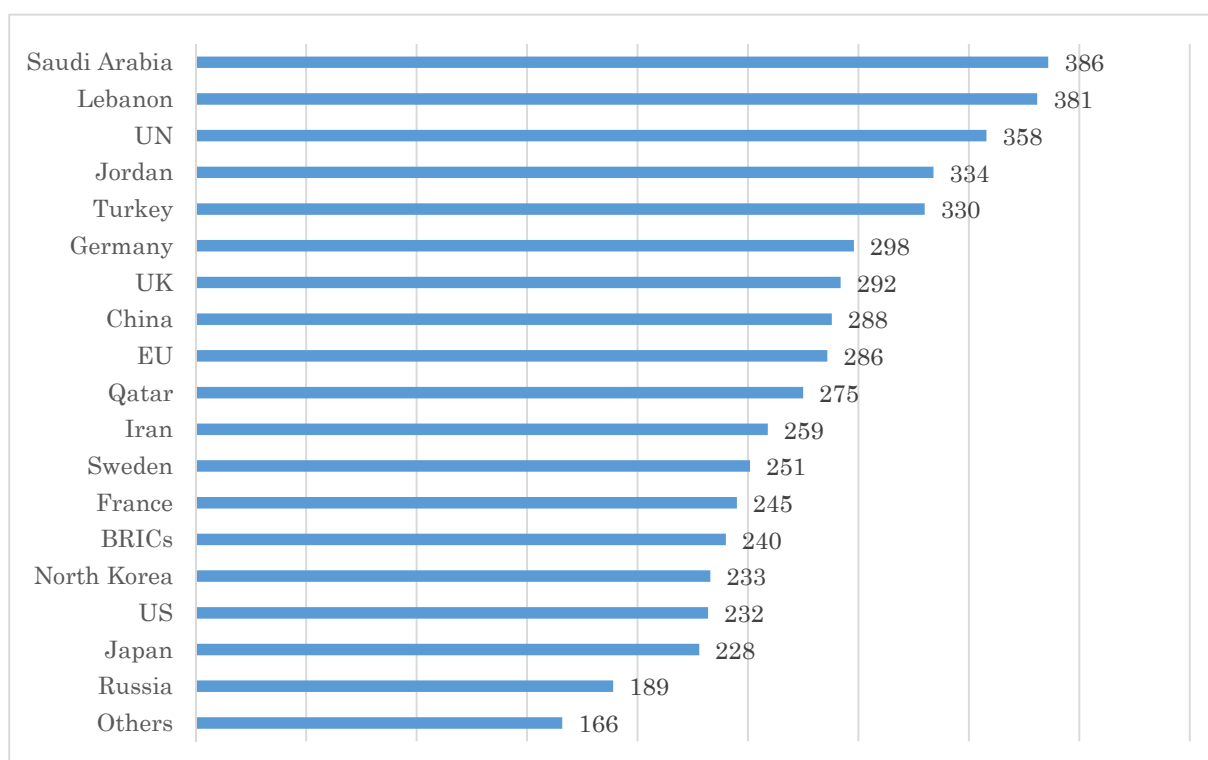
Mental support



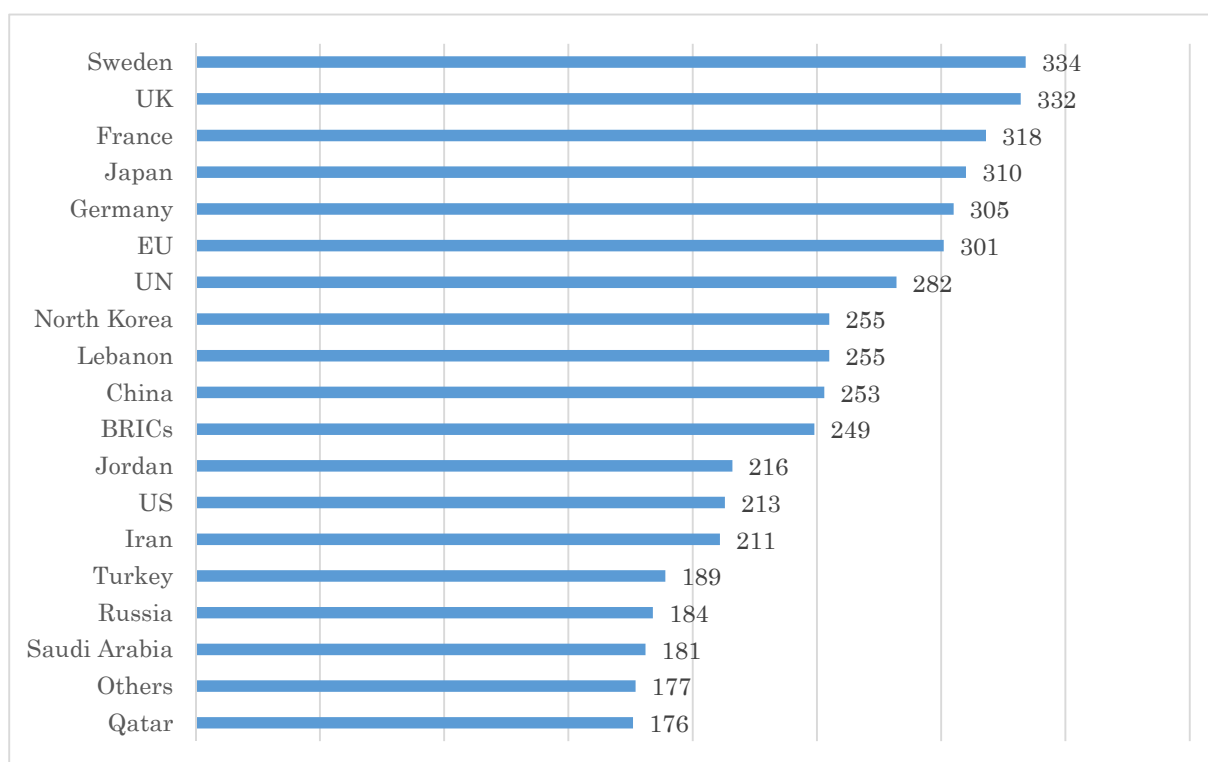
Agriculture



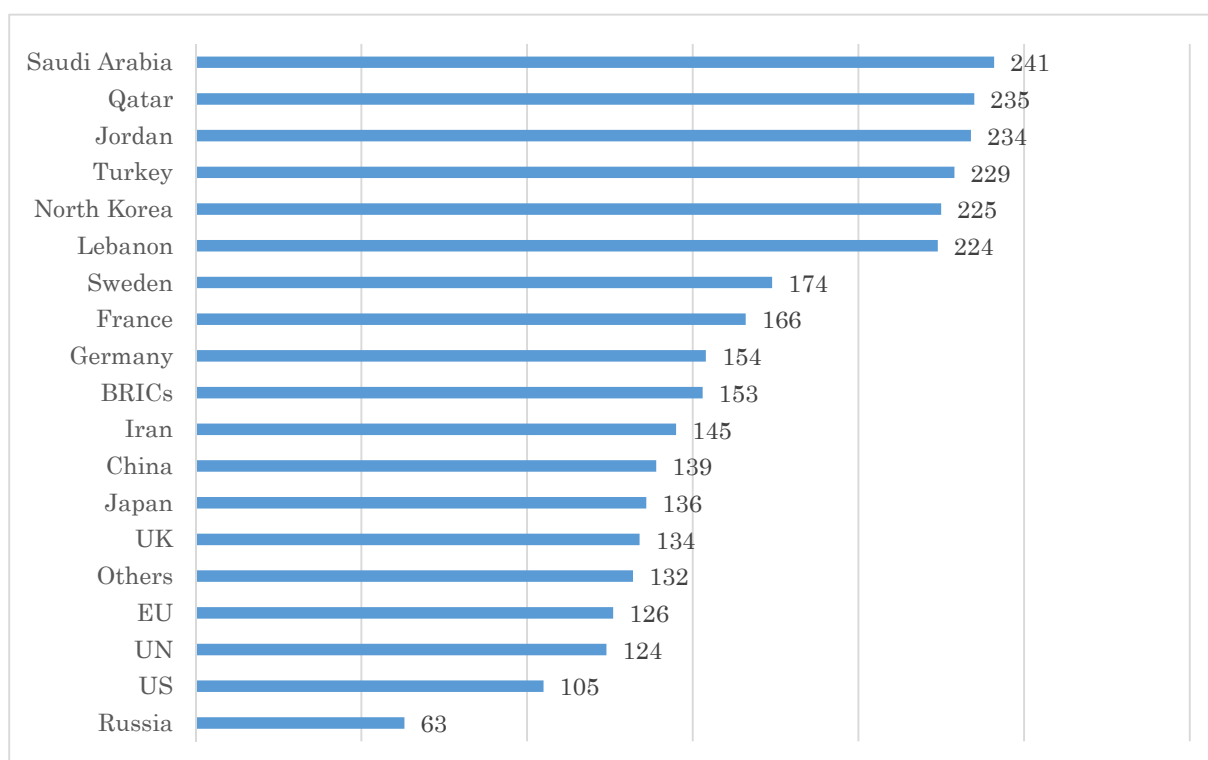
Food



Education

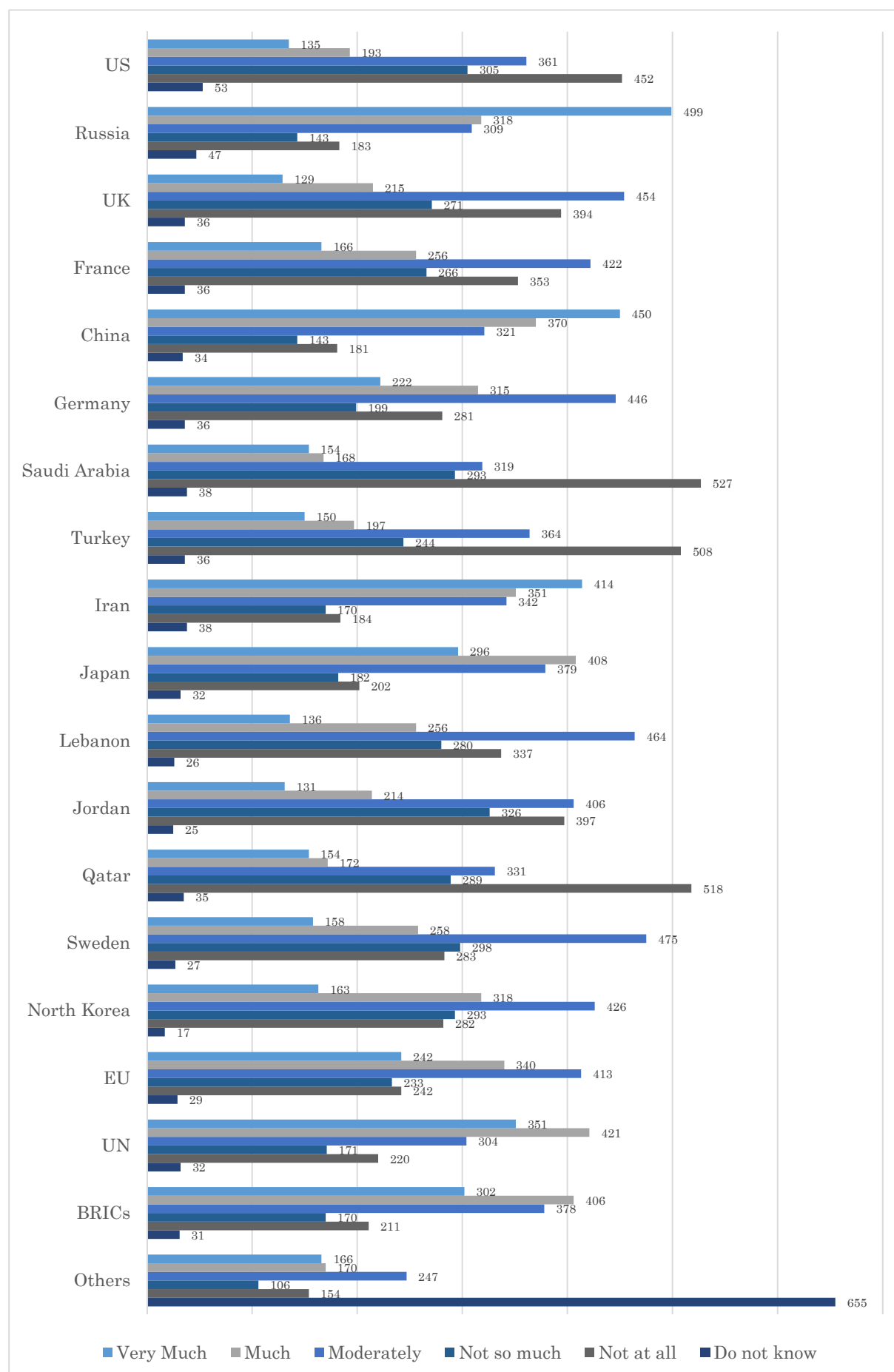


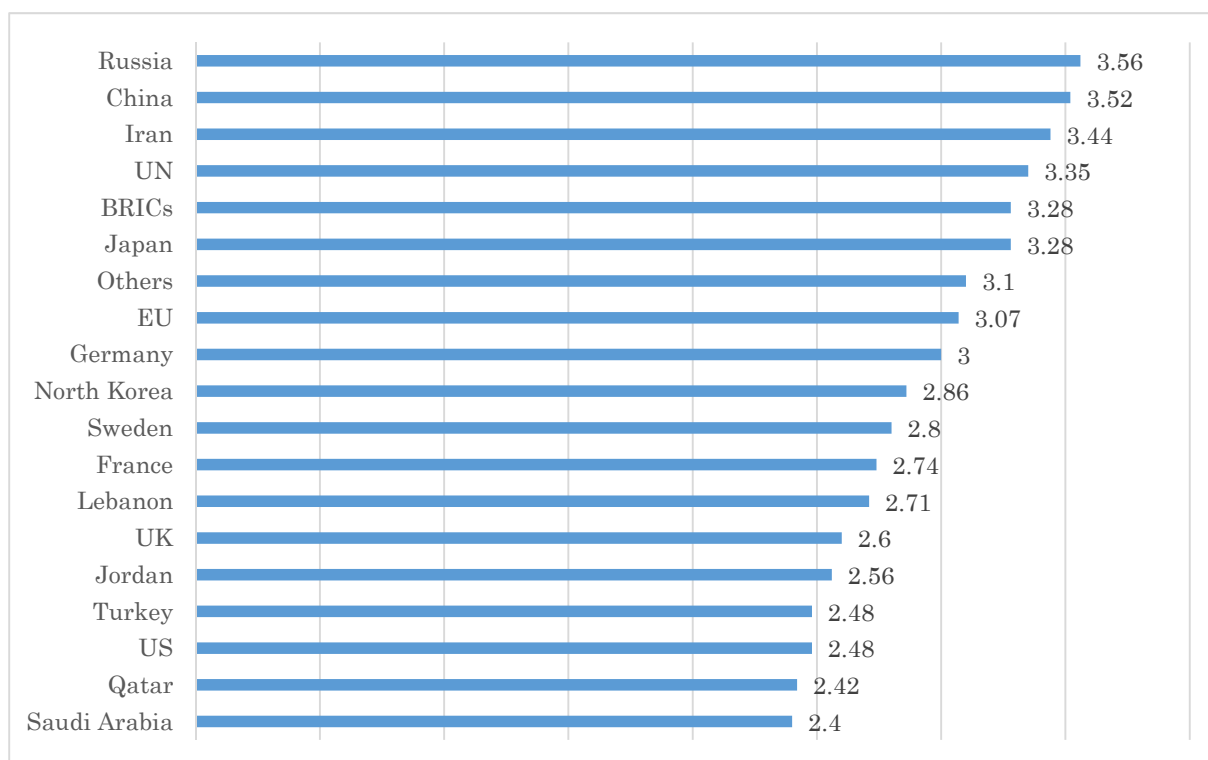
Others



13. To what extent do you want the following countries or organization to participate in the reconstruction of Syria?

		Very much	Much	Moderately	Not so much	Not at all	Do not know	Missing value	Total
13-1. The United States	Number	135	193	361	305	452	53	—	1,499
	%	9.01	12.88	24.08	20.35	30.15	3.54	—	100.00
13-2. Russia	Number	499	318	309	143	183	47	—	1,499
	%	33.29	21.21	20.61	9.54	12.21	3.14	—	100.00
13-3. The United Kingdom	Number	129	215	454	271	394	36	—	1,499
	%	8.61	14.34	30.29	18.08	26.28	2.4	—	100.00
13-4. France	Number	166	256	422	266	353	36	—	1,499
	%	11.07	17.08	28.15	17.75	23.55	2.4	—	100.00
13-5. China	Number	450	370	321	143	181	34	—	1,499
	%	30.02	24.68	21.41	9.54	12.07	2.27	—	100.00
13-6. Germany	Number	222	315	446	199	281	36	—	1,499
	%	14.81	21.01	29.75	13.28	18.75	2.4	—	100.00
13-7. Saudi Arabia	Number	154	168	319	293	527	38	—	1,499
	%	10.27	11.21	21.28	19.55	35.16	2.54	—	100.00
13-8. Turkey	Number	150	197	364	244	508	36	—	1,499
	%	10.01	13.14	24.28	16.28	33.89	2.4	—	100.00
13-9. Iran	Number	414	351	342	170	184	38	—	1,499
	%	27.62	23.42	22.82	11.34	12.27	2.54	—	100.00
13-10. Japan	Number	296	408	379	182	202	32	—	1,499
	%	19.75	27.22	25.28	12.14	13.48	2.13	—	100.00
13-11. Lebanon	Number	136	256	464	280	337	26	—	1,499
	%	9.07	17.08	30.95	18.68	22.48	1.73	—	100.00
13-12. Jordan	Number	131	214	406	326	397	25	—	1,499
	%	8.74	14.28	27.08	21.75	26.48	1.67	—	100.00
13-13. Qatar	Number	154	172	331	289	518	35	—	1,499
	%	10.27	11.47	22.08	19.28	34.56	2.33	—	100.00
13-14. Sweden	Number	158	258	475	298	283	27	—	1,499
	%	10.54	17.21	31.69	19.88	18.88	1.8	—	100.00
13-15. North Korea	Number	163	318	426	293	282	17	—	1,499
	%	10.87	21.21	28.42	19.55	18.81	1.13	—	100.00
13-16. The European Union	Number	242	340	413	233	242	29	—	1,499
	%	16.14	22.68	27.55	15.54	16.14	1.93	—	100.00
13-17. The United Nations	Number	351	421	304	171	220	32	—	1,499
	%	23.42	28.09	20.28	11.41	14.68	2.13	—	100.00
13-18. BRICS	Number	302	406	378	170	211	31	1	1,499
	%	20.15	27.08	25.22	11.34	14.08	2.07	0.07	100.00
13-19. Others	Number	166	170	247	106	154	655	1	1,499
	%	11.07	11.34	16.48	7.07	10.27	43.7	0.07	100.00

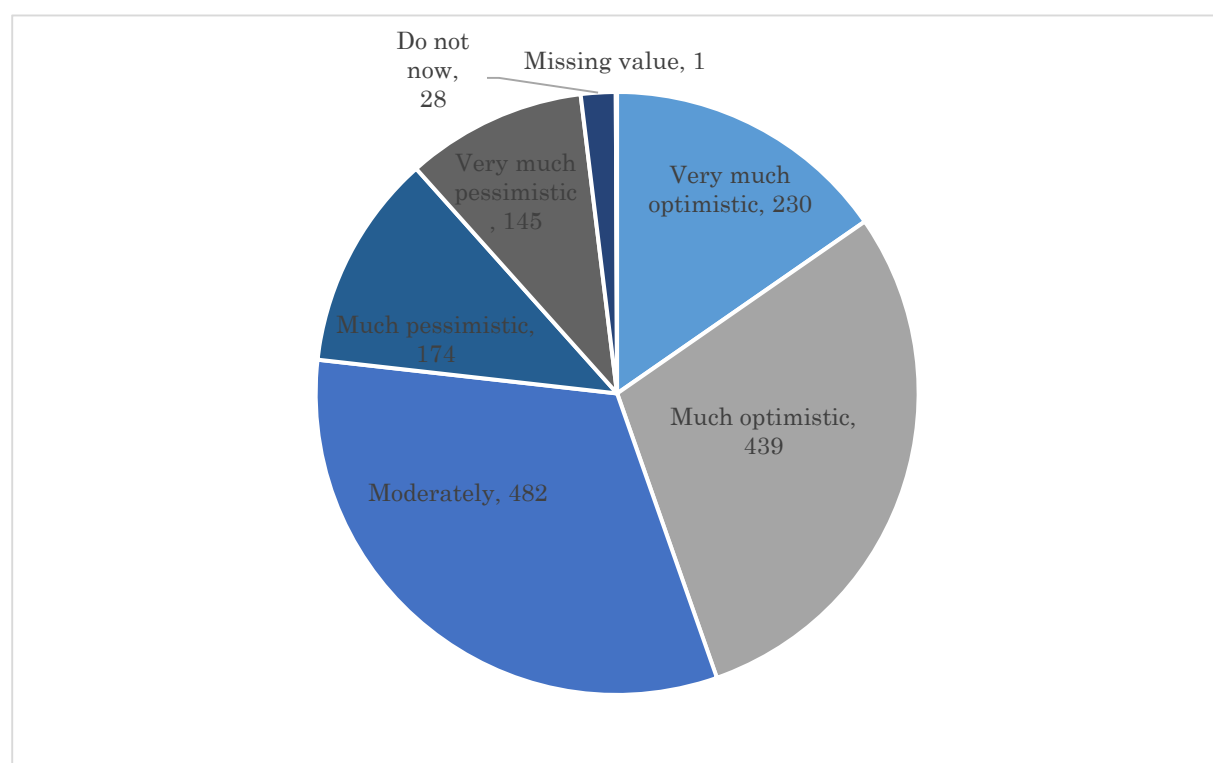




(Note) The average value calculated as allocating 5 points for “Very much”, 4 points for “Much”, 3 points for “Moderately”, 2 points for “Not so much”, 1 point for “Not at all”, and missing value for “Do not know”.

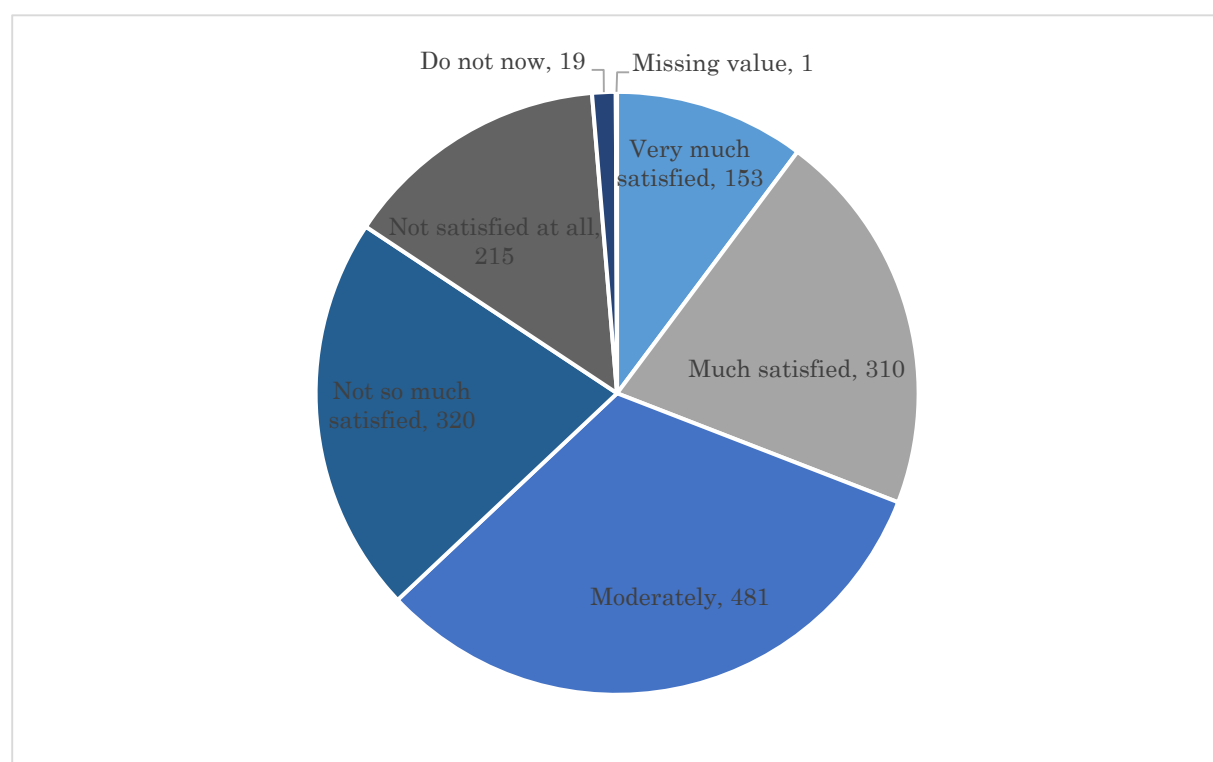
14. How optimistic or pessimistic are you about the economic and social condition in Syria three years from now compared to the current situation?

	Number	%
Very much optimistic	230	15.34
Much optimistic	439	29.29
Moderately	482	32.15
Much pessimistic	174	11.61
Very much pessimistic	145	9.67
Do not know	28	1.87
Total	1	0.07
計	1,499	100.00



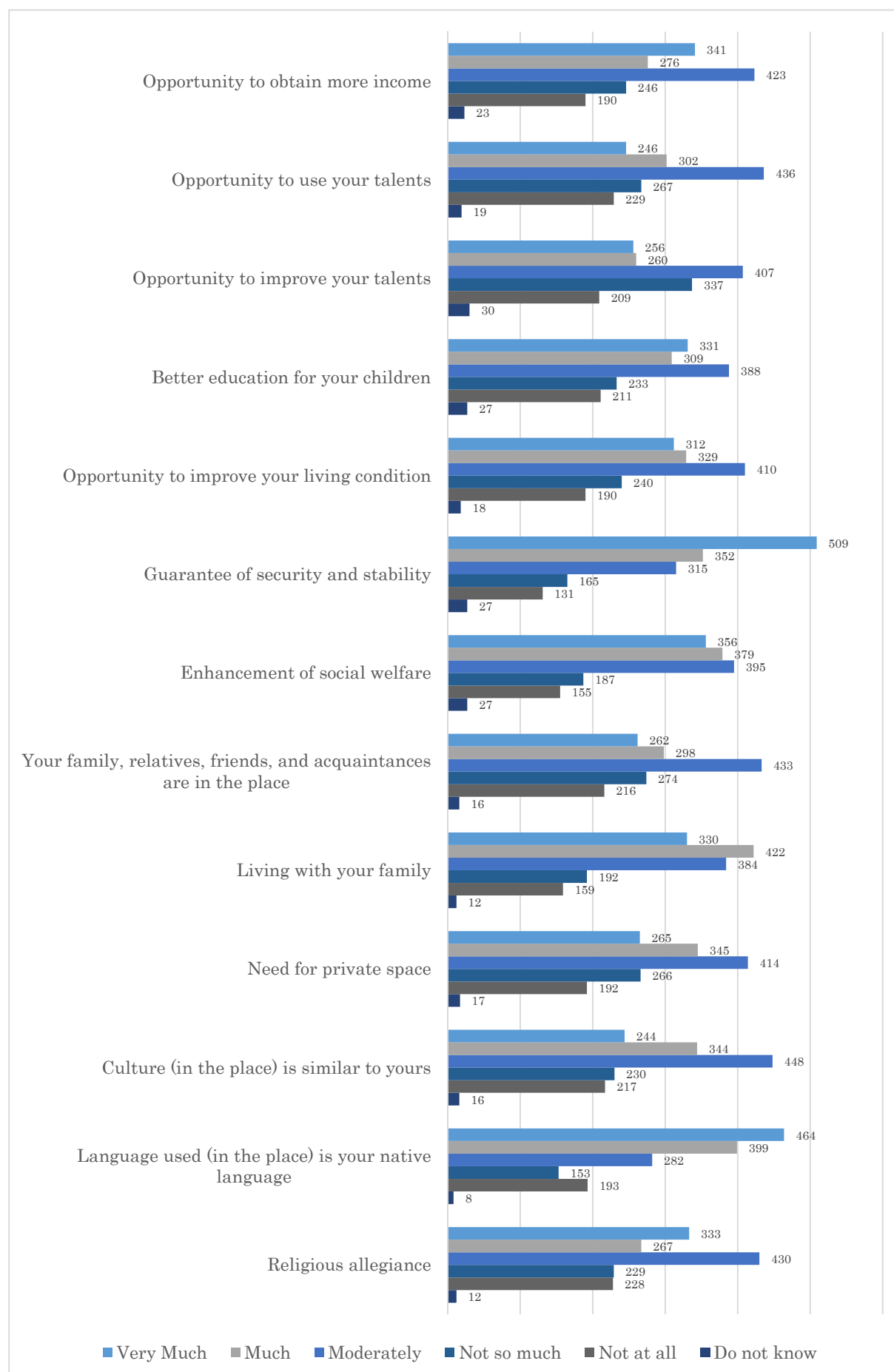
15. How satisfied are you with your current life compared to your life immediately after transfer to your current address (i.e., immediately after displacement)?

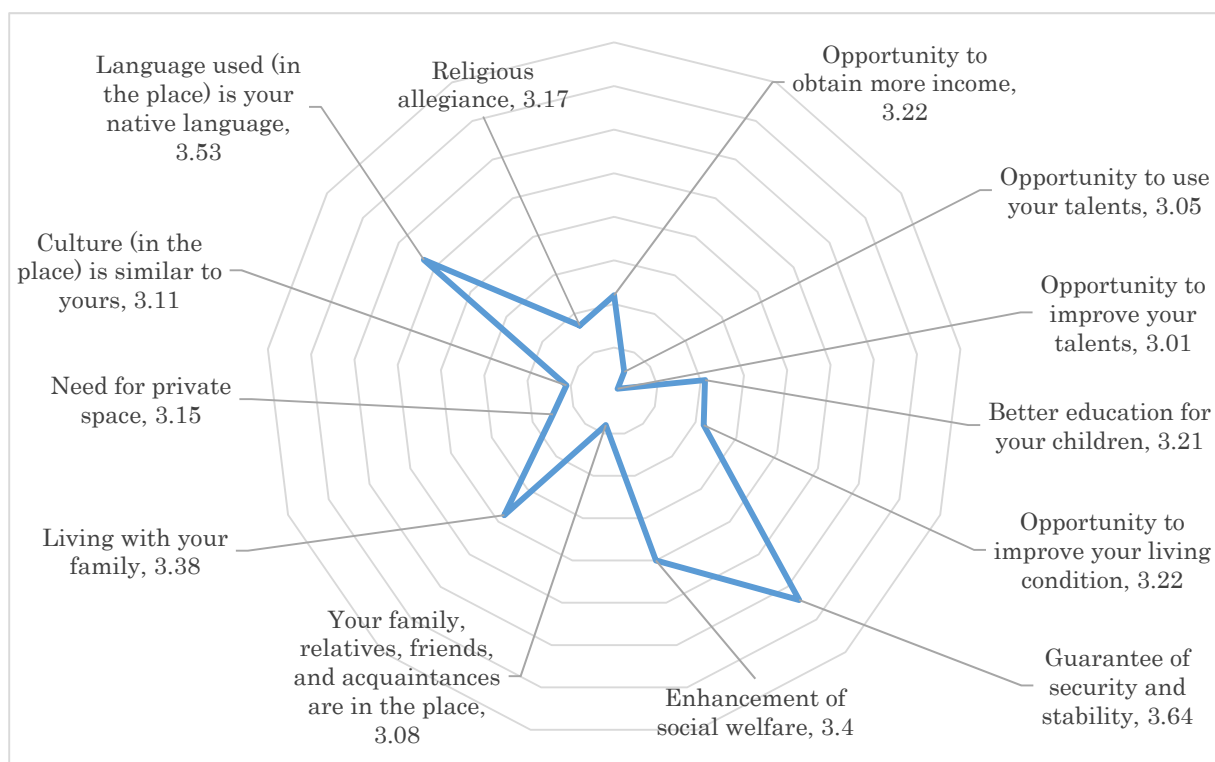
	Number	%
Very much satisfied	153	10.21
Much satisfied	310	20.68
Moderately	481	32.09
Not so much satisfied	320	21.35
Not satisfied at all	215	14.34
Do not know	19	1.27
Missing value	1	0.07
Total	1499	100.00



16. To what degree are the following benefits important in choosing your current residence?

	Very important	Important	Moderately	Not so important	Not important at all	Do not know	Total
16-1. Opportunity to obtain more income							
Number	341	276	423	246	190	23	1,499
%	22.75	18.41	28.22	16.41	12.68	1.53	100.00
16-2. Opportunity to use your talents							
Number	246	302	436	267	229	19	1,499
%	16.41	20.15	29.09	17.81	15.28	1.27	100.00
16-3. Opportunity to improve your talents							
Number	256	260	407	337	209	30	1,499
%	17.08	17.34	27.15	22.48	13.94	2.00	100.00
16-4. Better education for your children							
Number	331	309	388	233	211	27	1,499
%	22.08	20.61	25.88	15.54	14.08	1.80	100.00
16-5. Opportunity to improve your living condition							
Number	312	329	410	240	190	18	1,499
%	20.81	21.95	27.35	16.01	12.68	1.20	100.00
16-6. Guarantee of security and stability							
Number	509	352	315	165	131	27	1,499
%	33.96	23.48	21.01	11.01	8.74	1.80	100.00
16-7. Enhancement of social welfare							
Number	356	379	395	187	155	27	1,499
%	23.75	25.28	26.35	12.47	10.34	1.80	100.00
16-8. Your family, relatives, friends, and acquaintances are in the place							
Number	262	298	433	274	216	16	1,499
%	17.48	19.88	28.89	18.28	14.41	1.07	100.00
16-9. Living with your family							
Number	330	422	384	192	159	12	1,499
%	22.01	28.15	25.62	12.81	10.61	0.80	100.00
16-10. Need for private space							
Number	265	345	414	266	192	17	1,499
%	17.68	23.02	27.62	17.75	12.81	1.13	100.00
16-11. Culture (in the place) is similar to yours							
Number	244	344	448	230	217	16	1,499
%	16.28	22.95	29.89	15.34	14.48	1.07	100.00
16-12. Language used (in the place) is your native language							
Number	464	399	282	153	193	8	1,499
%	30.95	26.62	18.81	10.21	12.88	0.53	100.00
16-13. Religious allegiance							
Number	333	267	430	229	228	12	1,499
%	22.21	17.81	28.69	15.28	15.21	0.80	100.00

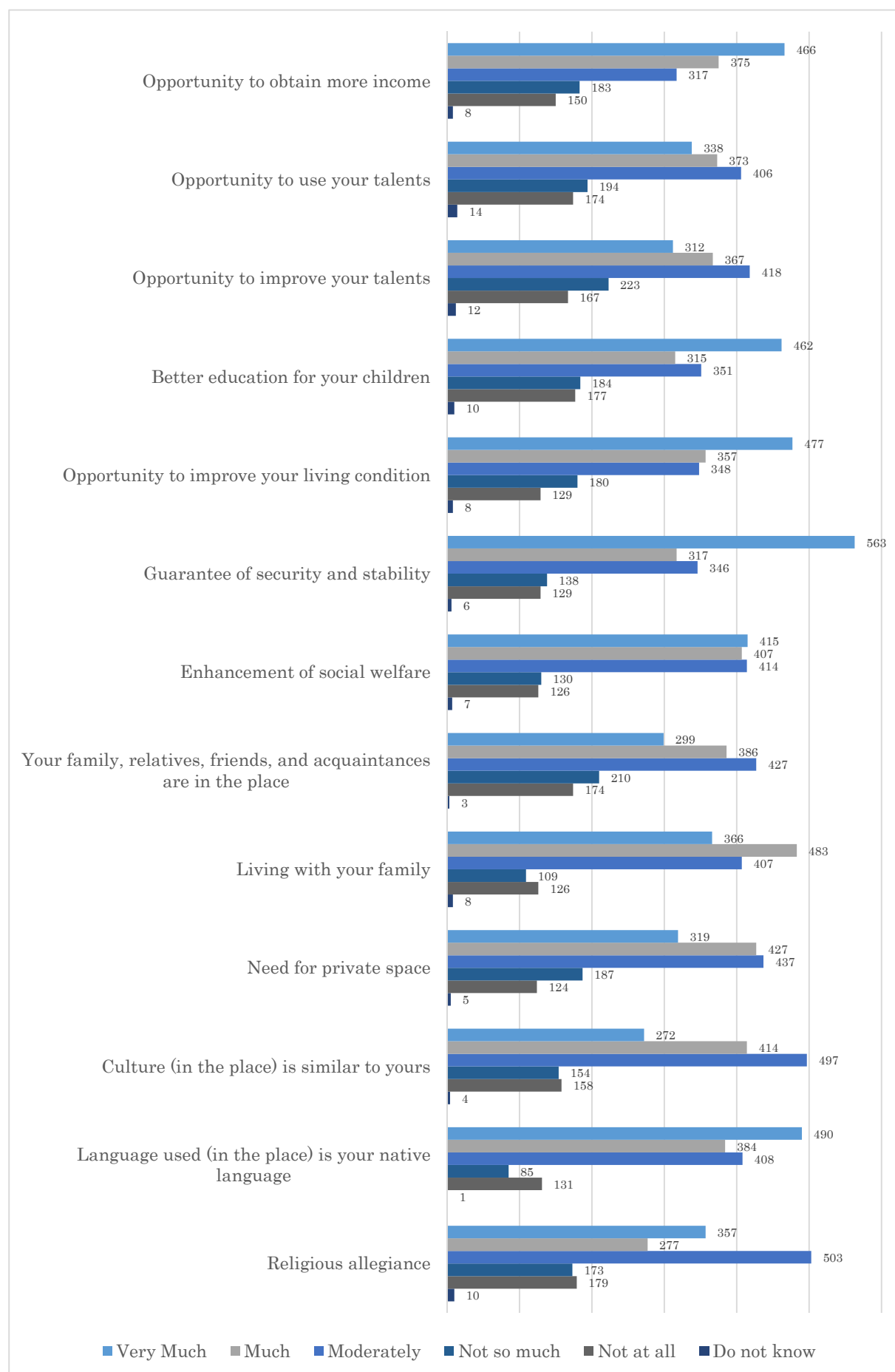


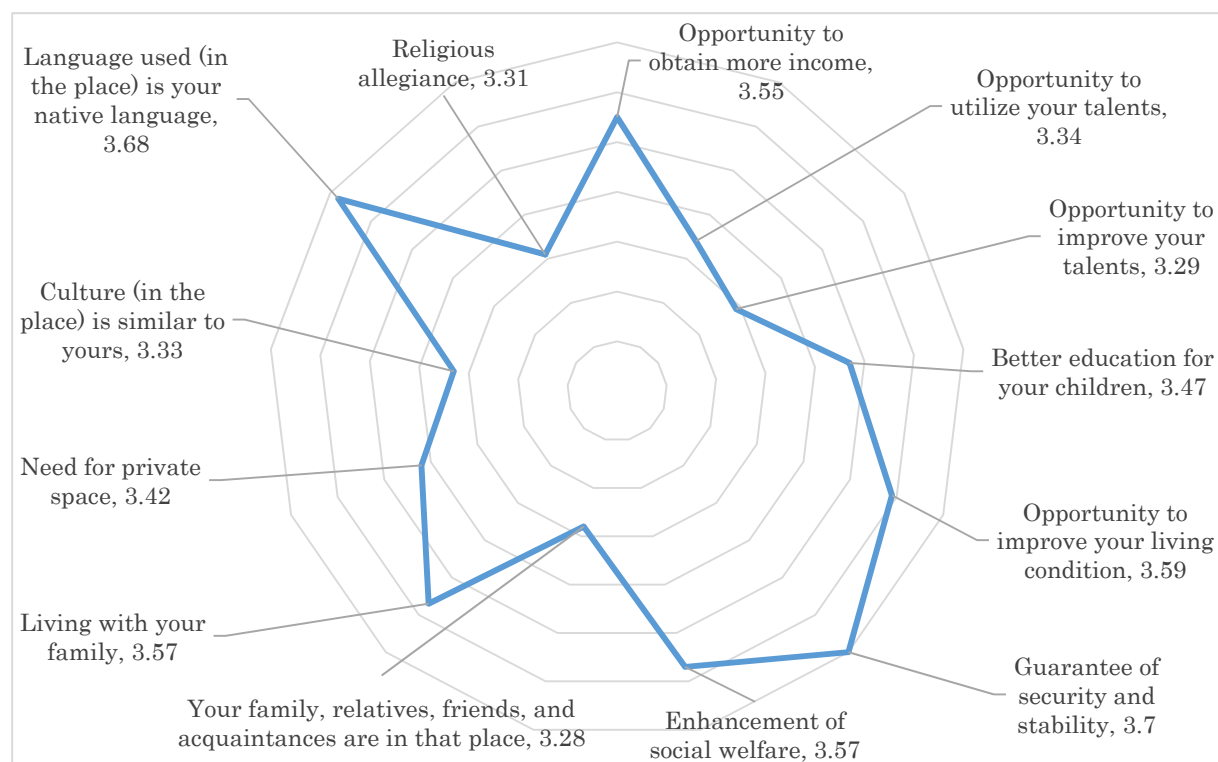


(Note) The average value calculated as allocating 5 points for “Very important”, 4 points for “important”, 3 points for “Moderately”, 2 points for “Not so much”, 1 point for “Not important at all”, and missing value for “Do not know”.

17. To what extent are the following benefits important in changing your current residence?

	Very important	Important	Moderately	Not so important	Not important at all	Do not know	Total
17-1. Opportunity to obtain more income							
Number	466	375	317	183	150	8	1,499
%	31.09	25.02	21.15	12.21	10.01	0.53	100.00
17-2. Opportunity to use your talents							
Number	338	373	406	194	174	14	1,499
%	22.55	24.88	27.08	12.94	11.61	0.93	100.00
17-3. Opportunity to improve your talents							
Number	312	367	418	223	167	12	1,499
%	20.81	24.48	27.89	14.88	11.14	0.80	100.00
17-4. Better education for your children							
Number	462	315	351	184	177	10	1,499
%	30.82	21.01	23.42	12.27	11.81	0.67	100.00
17-5. Opportunity to improve your living condition							
Number	477	357	348	180	129	8	1,499
%	31.82	23.82	23.22	12.01	8.61	0.53	100.00
17-6. Guarantee of security and stability							
Number	563	317	346	138	129	6	1,499
%	37.56	21.15	23.08	9.21	8.61	0.40	100.00
17-7. Enhancement of social welfare							
Number	415	407	414	130	126	7	1,499
%	27.69	27.15	27.62	8.67	8.41	0.47	100.00
17-8. Your family, relatives, friends, and acquaintances are in the place							
Number	299	386	427	210	174	3	1,499
%	19.95	25.75	28.49	14.01	11.61	0.20	100.00
17-9. Living with your family							
Number	366	483	407	109	126	8	1,499
%	24.42	32.22	27.15	7.27	8.41	0.53	100.00
17-10. Need for private space							
Number	319	427	437	187	124	5	1,499
%	21.28	28.49	29.15	12.47	8.27	0.33	100.00
17-11. Culture (in the place) is similar to yours							
Number	272	414	497	154	158	4	1,499
%	18.15	27.62	33.16	10.27	10.54	0.27	100.00
17-12. Language used (in the place) is your native language							
Number	490	384	408	85	131	1	1,499
%	32.69	25.62	27.22	5.67	8.74	0.07	100.00
17-13. Religious allegiance							
Number	357	277	503	173	179	10	1,499
%	23.82	18.48	33.56	11.54	11.94	0.67	100.00

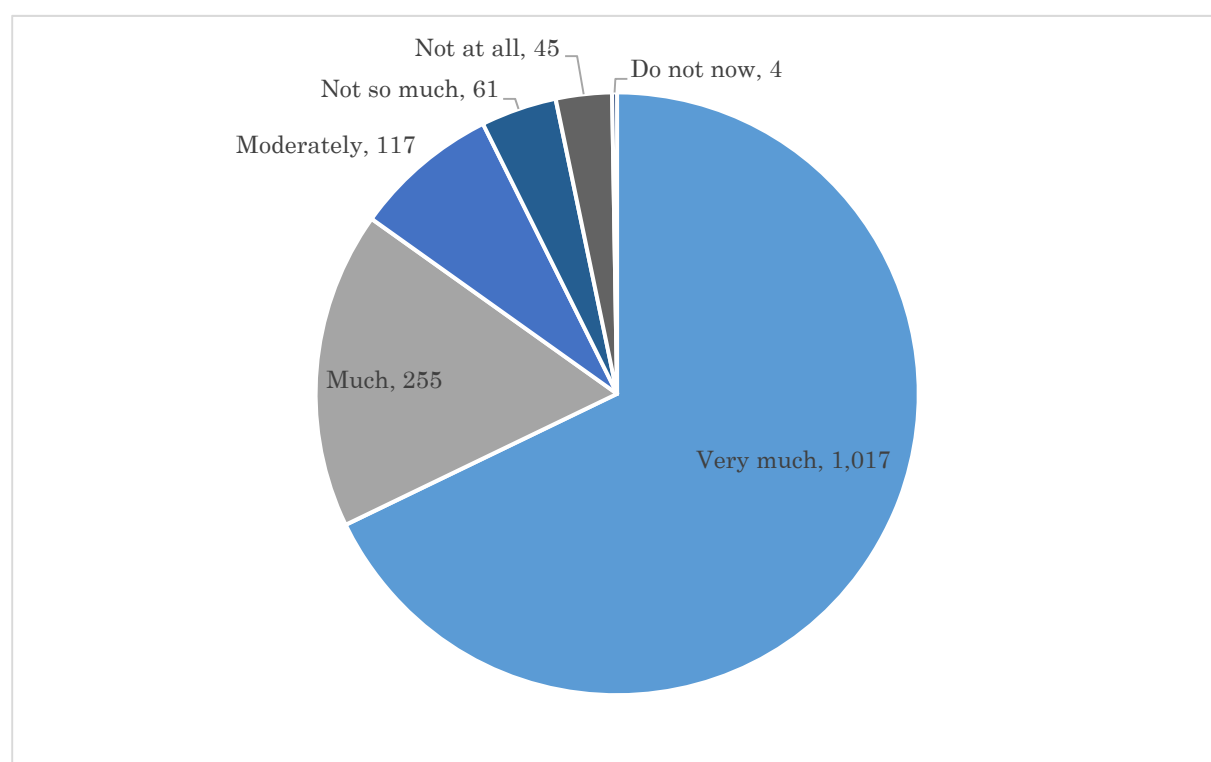




(Note) The average value calculated as allocating 5 points for “Very important”, 4 points for “important”, 3 points for “Moderately”, 2 points for “Not so much”, 1 point for “Not important at all”, and missing value for “Do not know”.

18. To what extent do you want to return to your address prior to your transfer (displacement)?

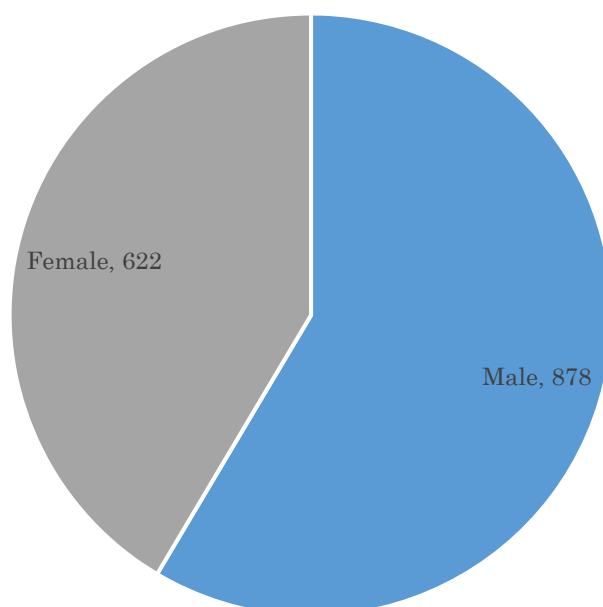
	Number	%
Very much	1,017	67.85
Much	255	17.01
Moderately	117	7.81
Not so much	61	4.07
Not at all	45	3.00
Do not know	4	0.27
Total	1,499	100.00



Personal Data

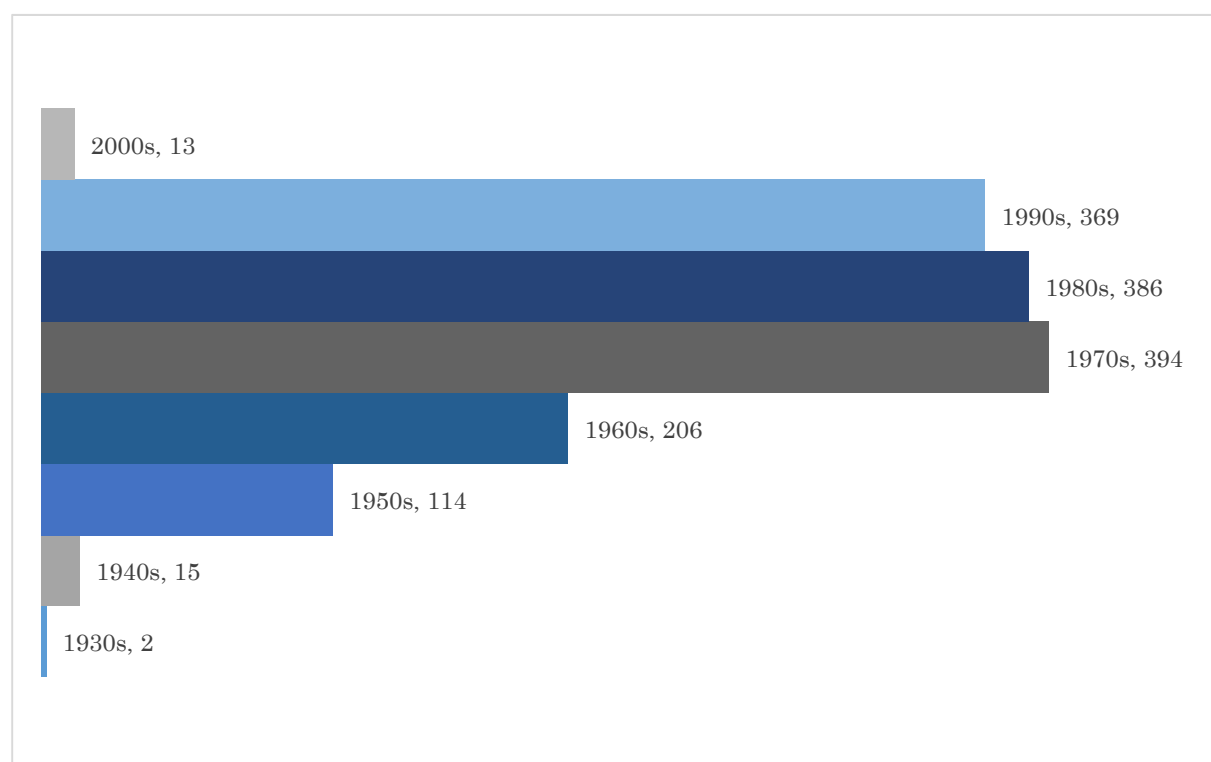
1. Sex

	Number	%
Male	878	58.57
Female	622	41.43
Total	1,499	100.00



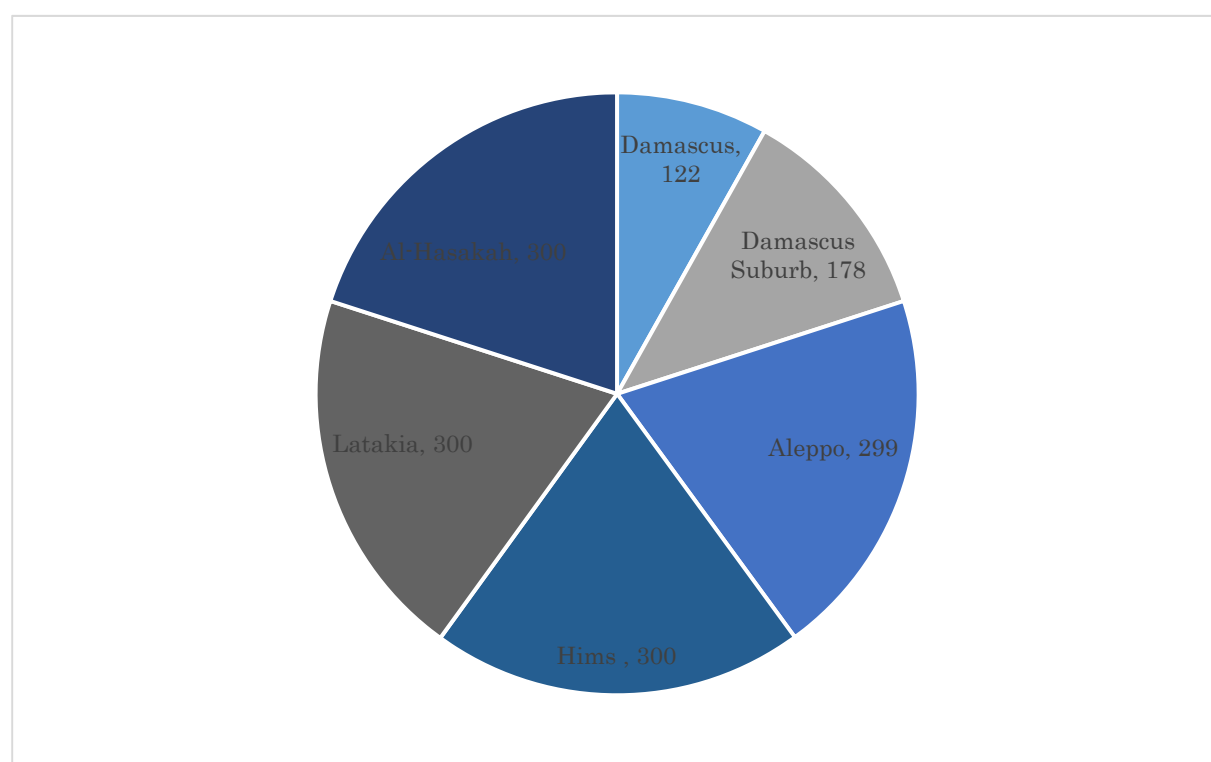
2. Birth year

	Number	%
1930s	2	0.13
1940s	15	1.00
1950s	114	7.61
1960s	206	13.74
1970s	394	26.28
1980s	386	25.75
1990s	369	24.62
2000s	13	0.87
Total	1499	100.00



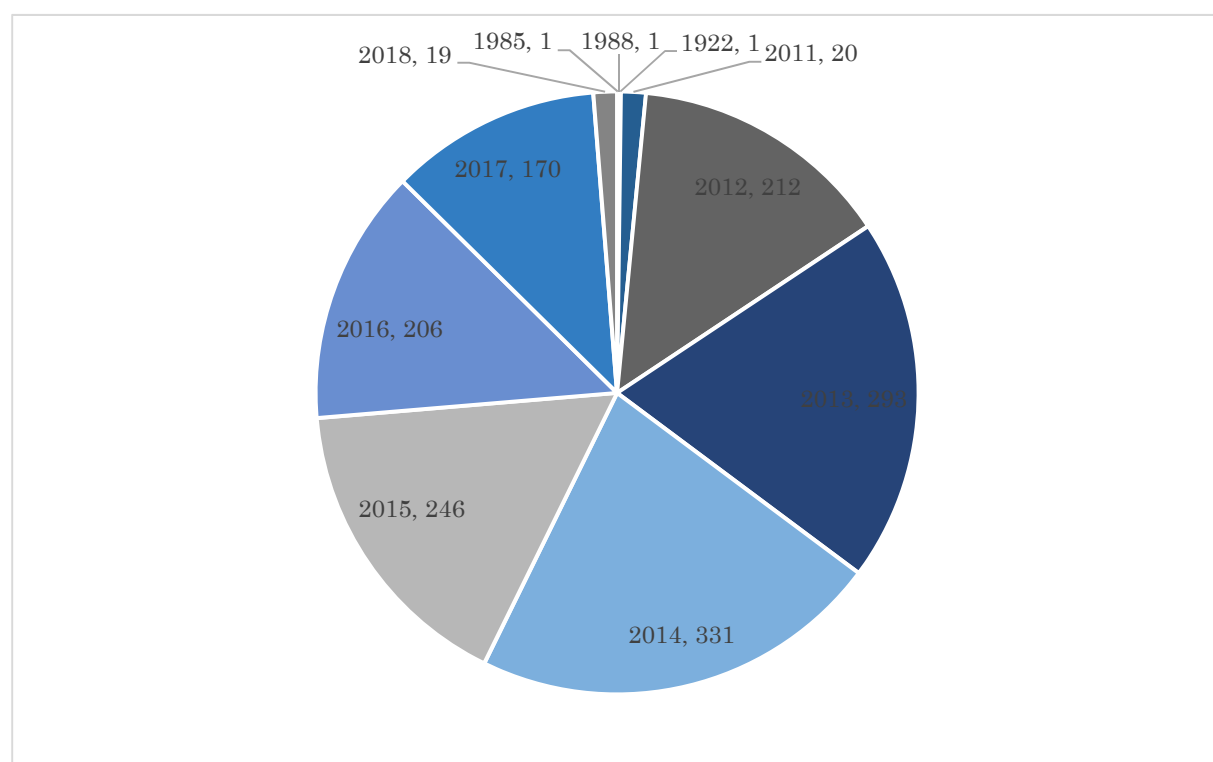
3. Current address

	Number		%	
Damascus	122	300	8.14	20.01
Damascus Suburb	178		11.87	
Aleppo	299		19.95	
Hims	300		20.01	
Latakia	300		20.01	
Al-Hasakah	300		20.01	
Total	1,499		100.00	



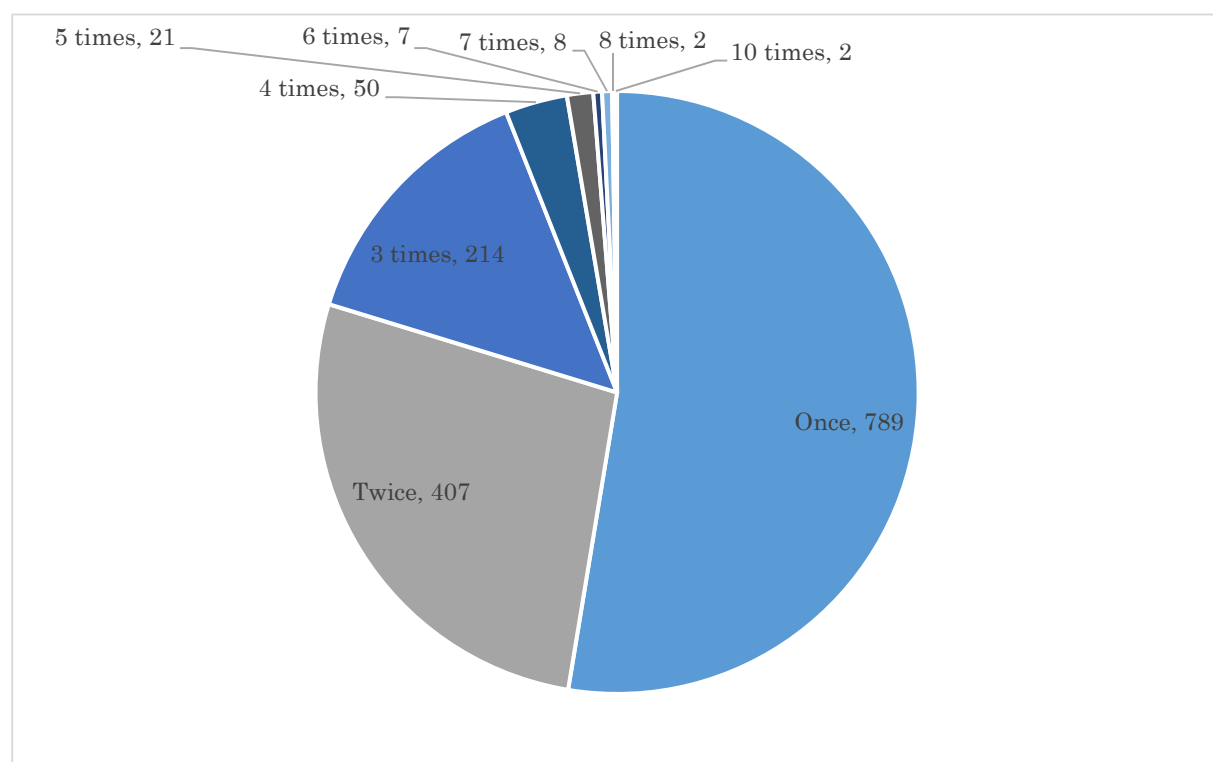
4-1. Since when do you live at your current address?

	Number	%
2011	20	1.33
2012	213	14.21
2013	292	19.48
2014	331	22.08
2015	247	16.48
2016	207	13.81
2017	170	11.34
2018	19	1.27
Total	1,499	100.00



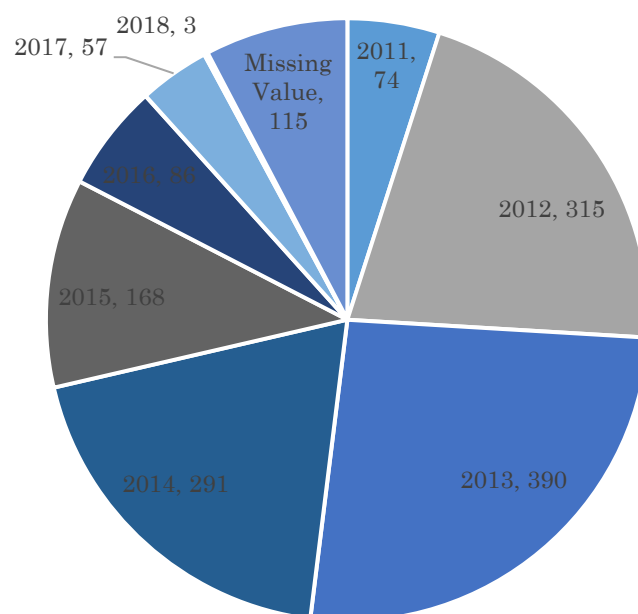
4-2. Since the crisis, how many times have you moved until you choose your current address?

	Number	%
Once	789	52.60
Twice	407	27.15
3 times	214	14.28
4 times	50	3.34
5 times	20	1.33
6 times	7	0.47
7 times	8	0.53
8 times	2	0.13
10 times	2	0.13
Total	1,499	100.00



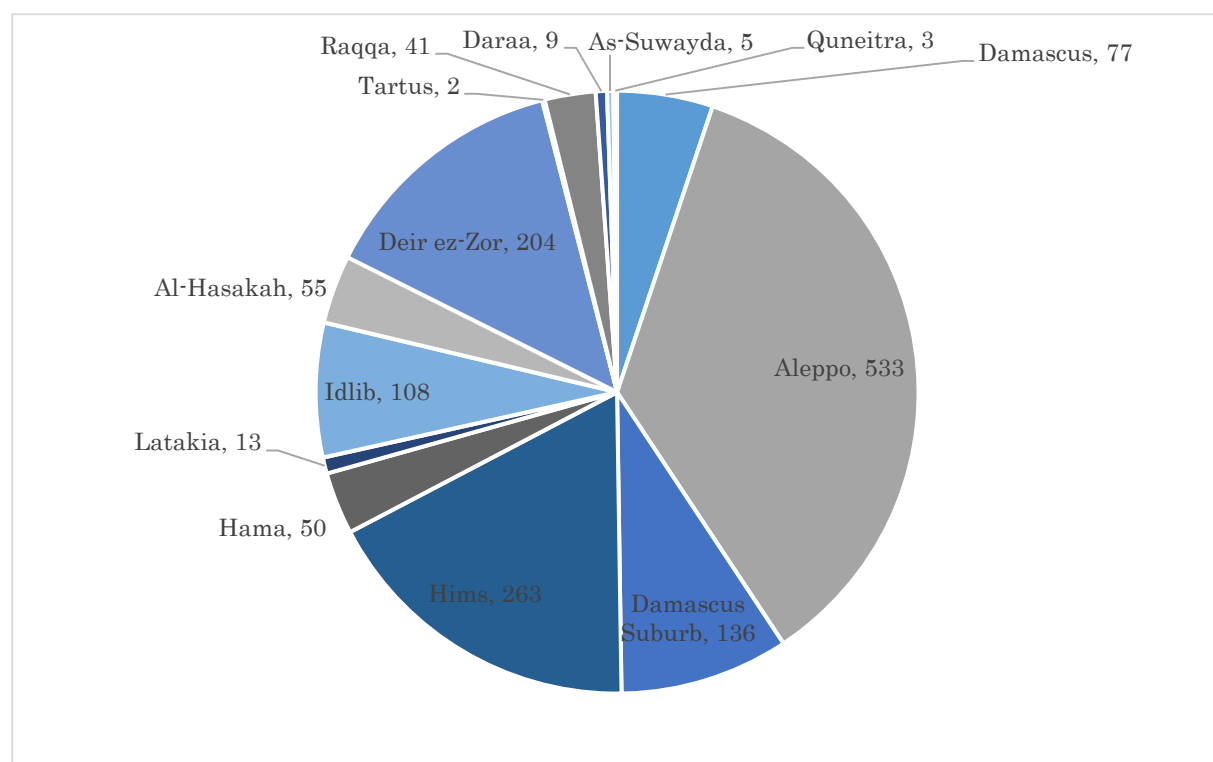
4-3. When were you transferred for the first time?

Year	Number	%
2011	74	4.94
2012	315	21.01
2013	390	26.02
2014	291	19.41
2015	168	11.21
2016	86	5.74
2017	57	3.80
2018	3	0.20
Missing value	115	7.67
Total	1,499	100.00



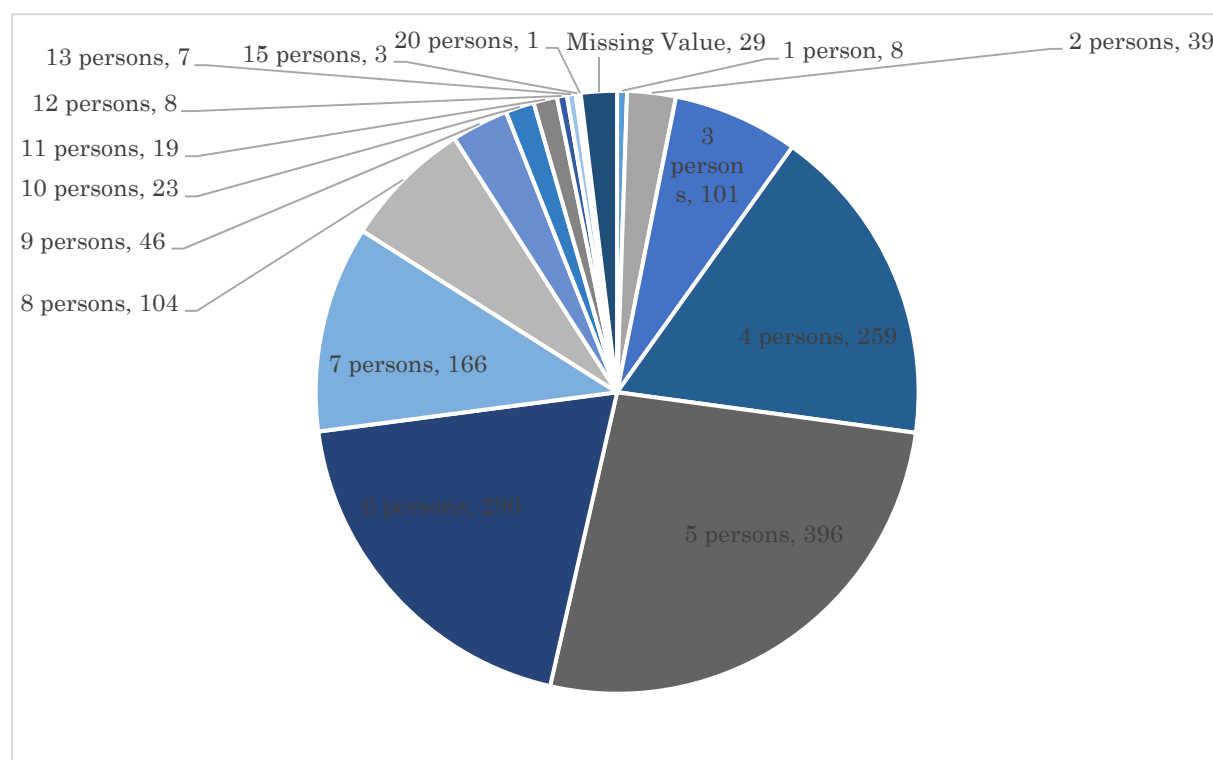
5. Birthplace

	Number	%
Damascus	77	5.14
Aleppo	533	35.56
Damascus Suburb	136	9.07
Hims	263	17.55
Hama	50	3.34
Latakia	13	0.87
Idlib	108	7.20
Al-Hasakah	55	3.67
Deir ez-Zor	204	13.61
Tartus	2	0.13
Raqqa	41	2.74
Daraa	9	0.60
As-Suwayda	5	0.33
Quneitra	3	0.20
Total	1,499	100.00



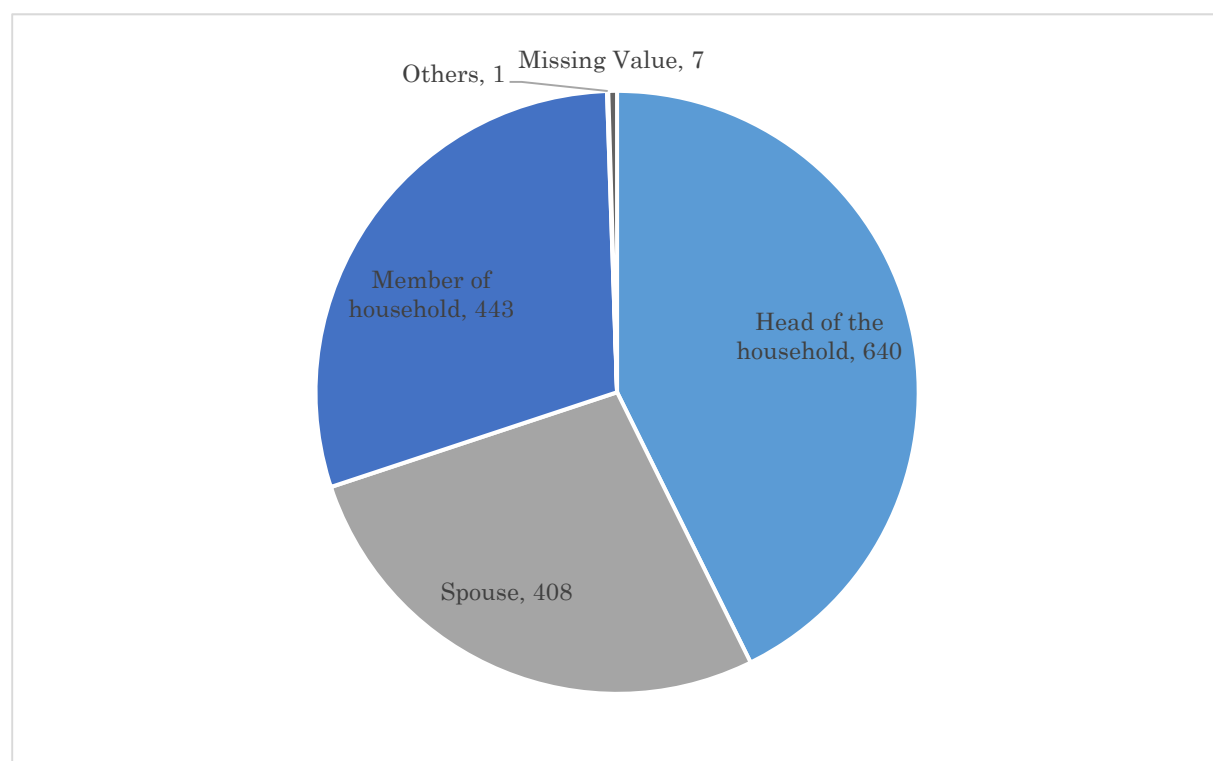
6. How many people does your household have?

	Number	%
1 person	8	0.53
2 persons	39	2.60
3 persons	101	6.74
4 persons	259	17.28
5 persons	396	26.42
6 persons	290	19.35
7 persons	166	11.07
8 persons	104	6.94
9 persons	46	3.07
10 persons	23	1.53
11 persons	19	1.27
12 persons	8	0.53
13 persons	7	0.47
15 persons	3	0.20
20 persons	1	0.07
Missing value	29	1.93
Total	1,499	100.00



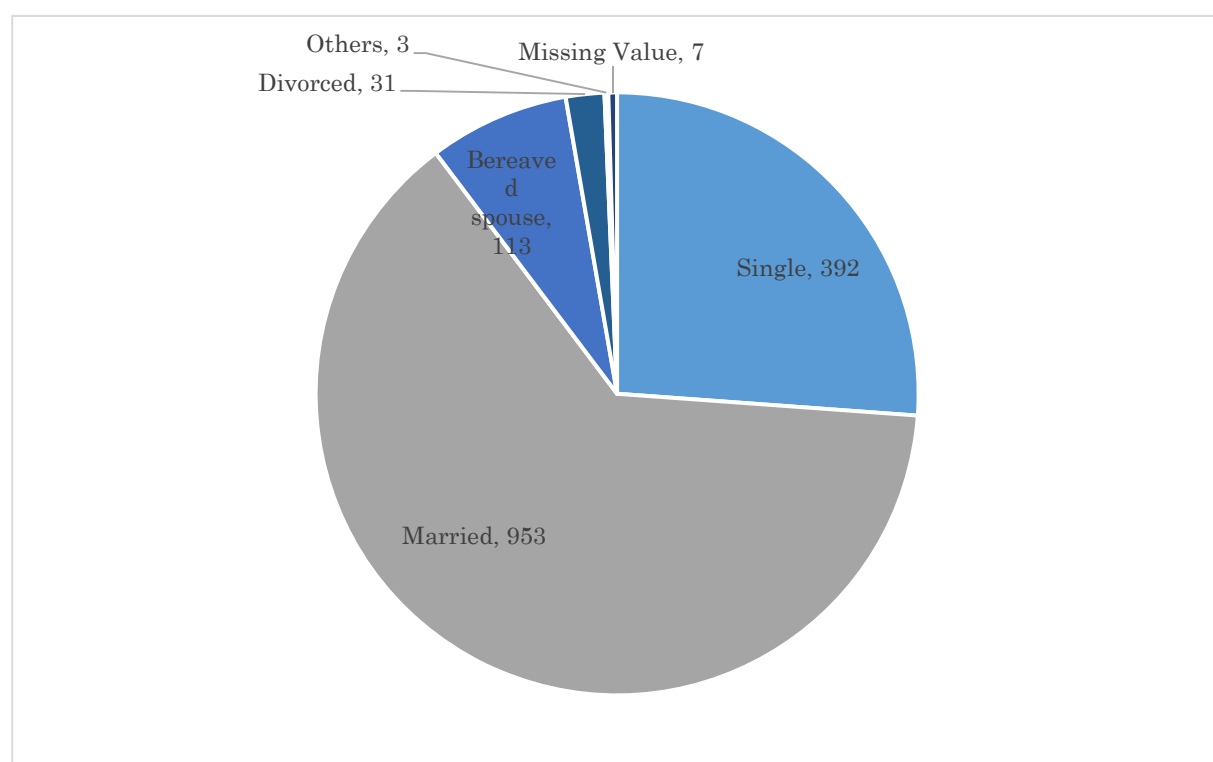
7. What is your relationship with the head of your household?

	Number	%
Head of the household	640	42.70
Spouse	408	27.22
Member of household	443	29.55
Others	1	0.07
Missing value	7	0.47
Total	1,499	100.00



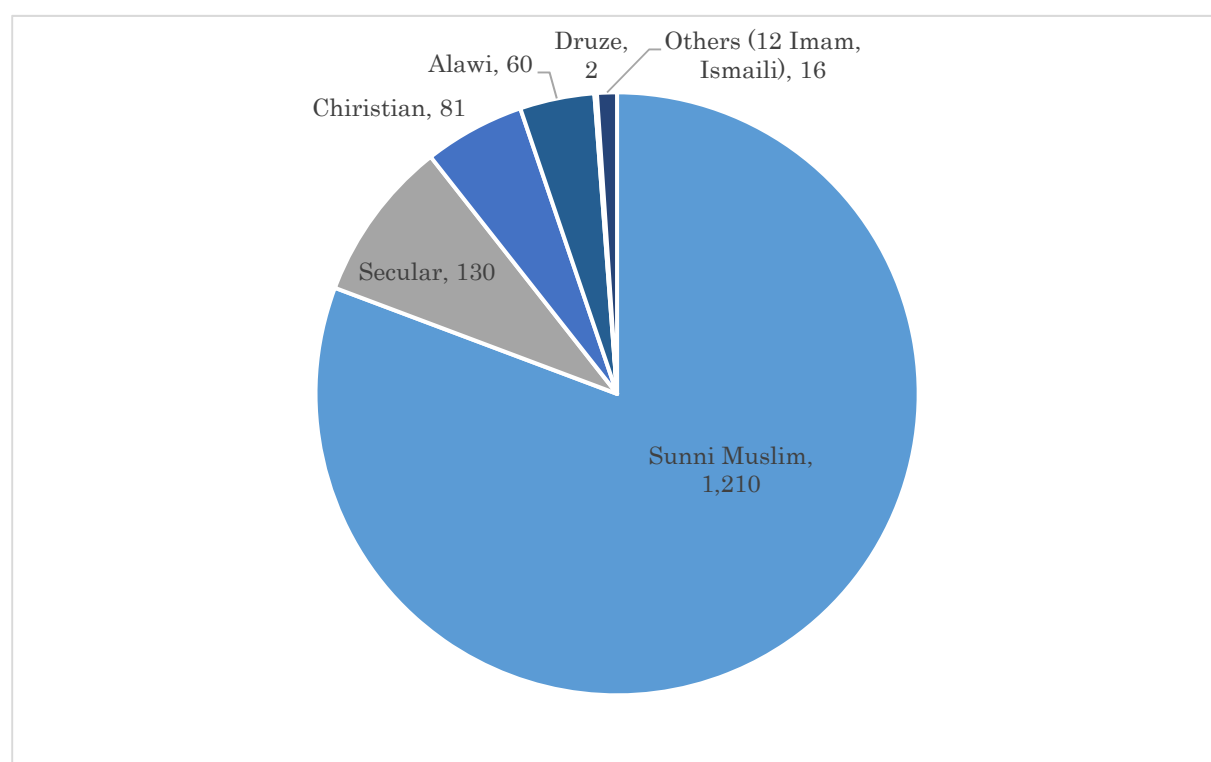
8. What is your current marital status?

	Number	%
Single	392	26.15
Married	953	63.58
Bereaved spouse	113	7.54
Divorced	31	2.07
Others	3	0.20
Missing value	7	0.47
Total	1,499	100.00



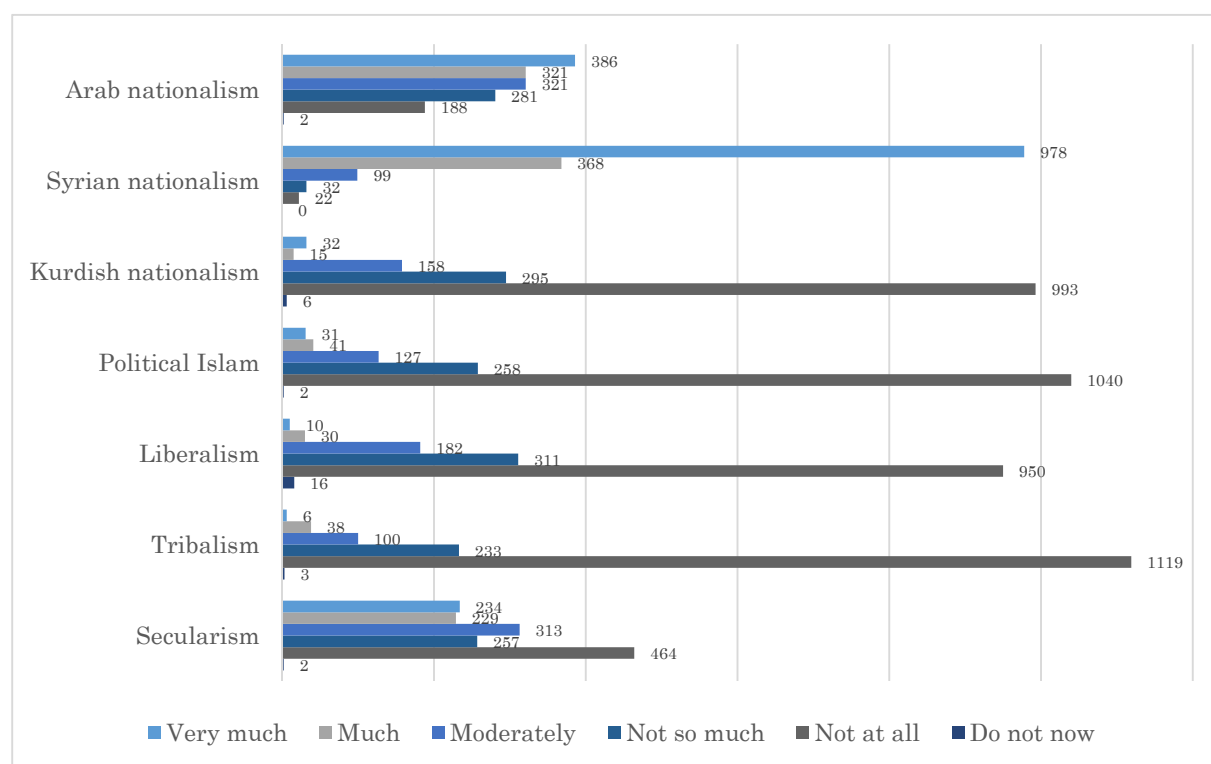
9. How do you describe your religion?

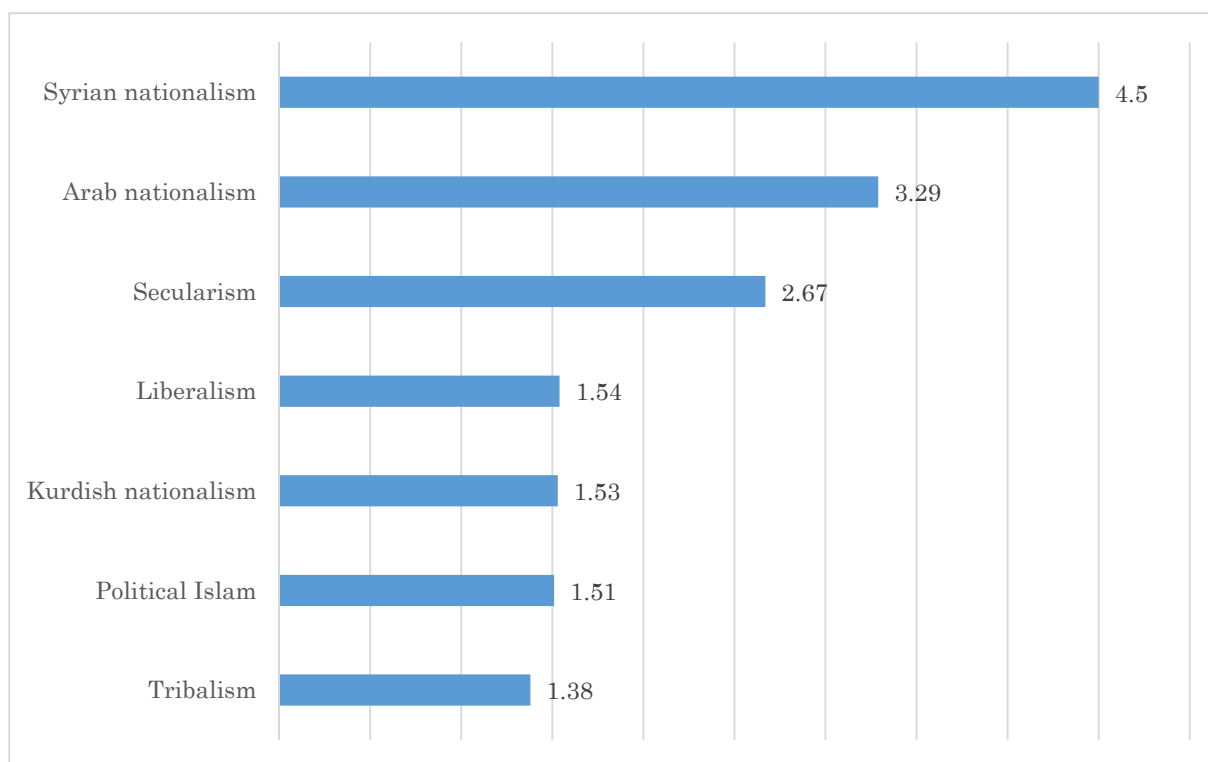
	Number	%
Sunni Muslim	1,210	80.72
Secular	130	8.67
Christian	81	5.40
Alawi	60	4.00
Druze	2	0.13
Others(12Imam,Ismaili)	16	1.07
Total	1,499	100.00



10. To what extent do you sympathize with the following principles/ideologies?

		Very much	Much	Moderately	Not so much	Not at all	Do not know	Total
10-1. Arab nationalism	Number	386	321	321	281	188	2	1,499
	%	25.75	21.41	21.41	18.75	12.54	0.13	100.00
10-2. Syrian nationalism	Number	978	368	99	32	22	0	1,499
	%	65.24	24.55	6.60	2.13	1.47	0.00	100.00
10-3. Kurdish nationalism	Number	32	15	158	295	993	6	1,499
	%	2.13	1.00	10.54	19.68	66.24	0.40	100.00
10-4. Political Islam	Number	31	41	127	258	1040	2	1,499
	%	2.07	2.74	8.47	17.21	69.38	0.13	100.00
10-5. Liberalism	Number	10	30	182	311	950	16	1,499
	%	0.67	2.00	12.14	20.75	63.38	1.07	100.00
10-6. Tribalism	Number	6	38	100	233	1119	3	1,499
	%	0.40	2.54	6.67	15.54	74.65	0.20	100.00
10-7. Secularism	Number	234	229	313	257	464	2	1,499
	%	15.61	15.28	20.88	17.14	30.95	0.13	100.00

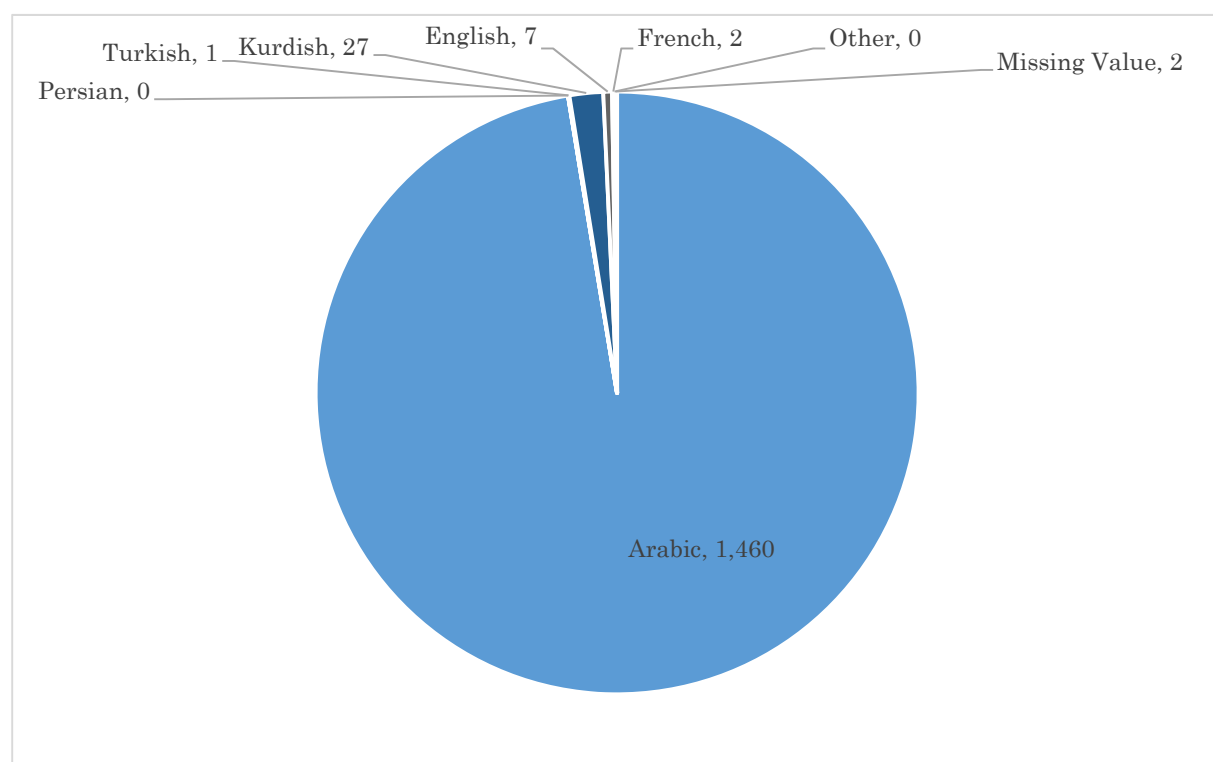




(Note) The average value calculated as allocating 5 points for “Very much”, 4 points for “Much”, 3 points for “Moderately”, 2 points for “Not so much”, 1 point for “Not at all”, and missing value for “Do not know”.

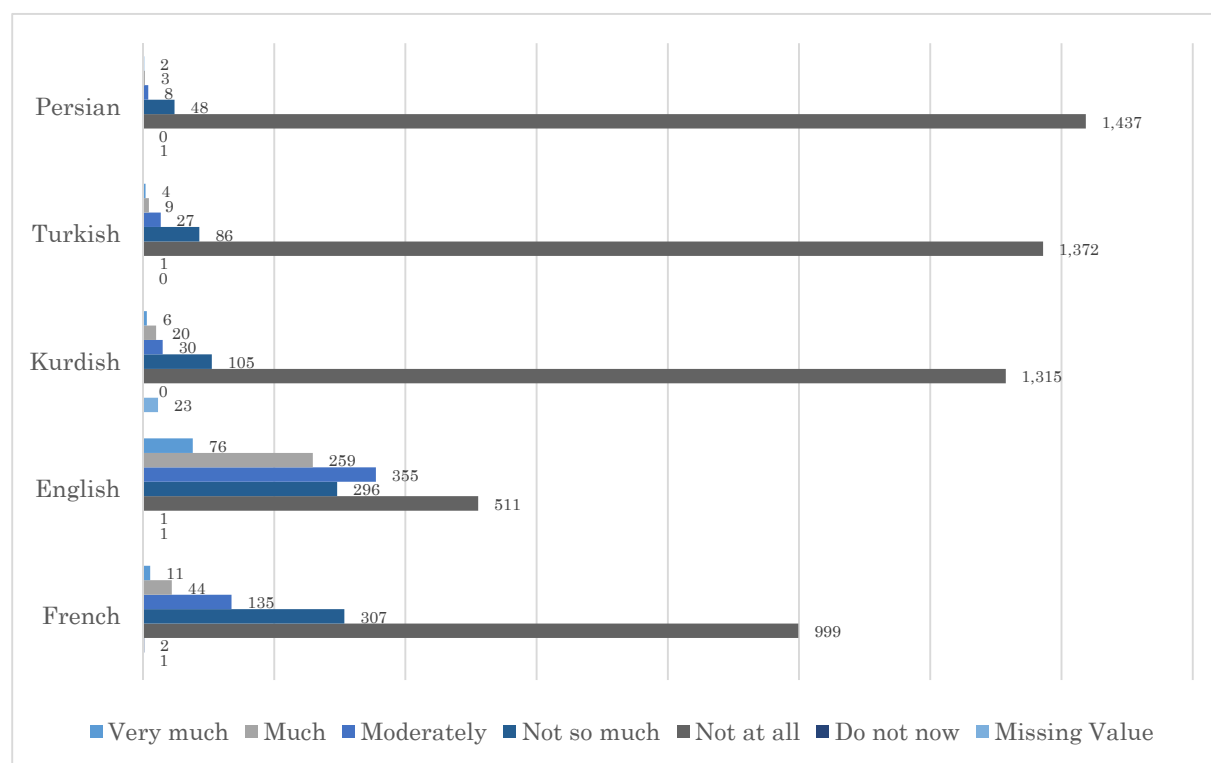
11-1. What is your native language?

	Number	%
Arabic	1,460	97.40
Persian	0	0.00
Turkish	1	0.07
Kurdish	27	1.80
English	7	0.47
French	2	0.13
Others	0	0.00
Missing value	2	0.13
Total	1,499	100.00



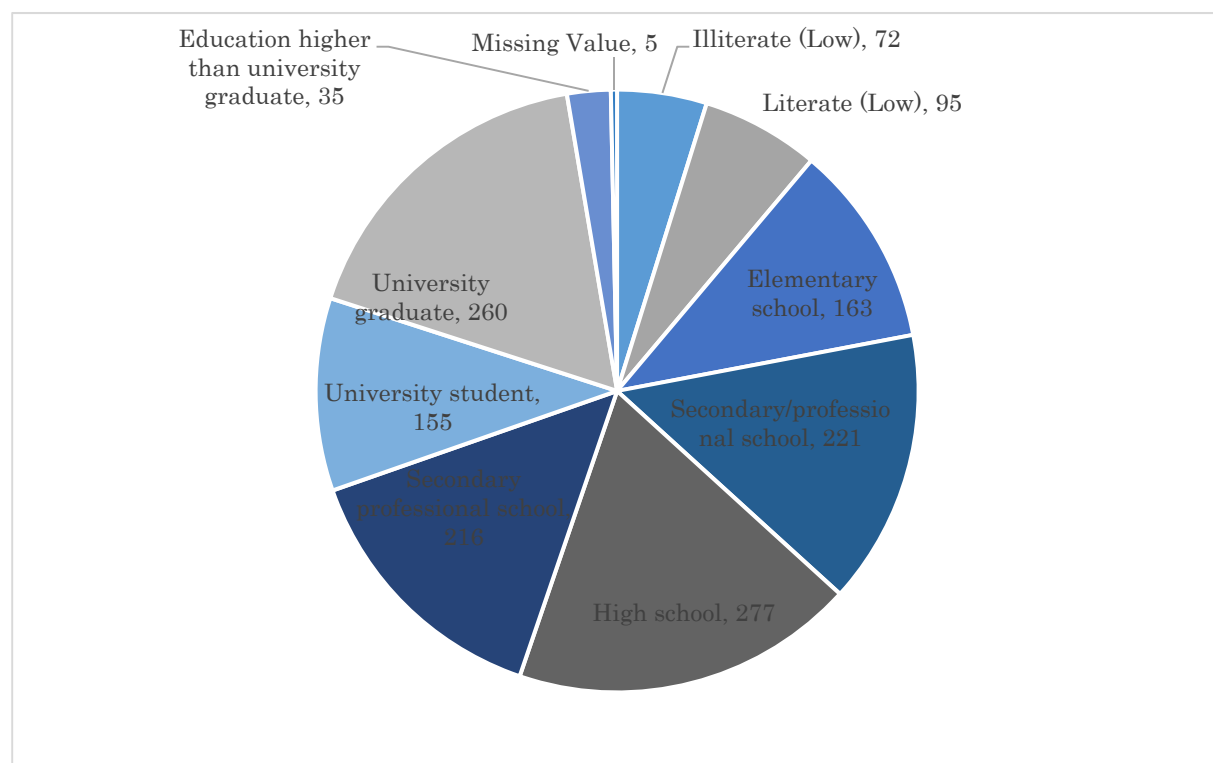
11-2. To what extent do you understand and know (read and write) other languages you're your native language?

		Very much	Much	Moderately	Not so much	Not at all	Do not know	Missing value	Total
Persian	人	2	3	8	48	1,437	0	1	1,499
	%	0.13	0.20	0.53	3.20	95.86	0.00	0.07	100.00
Turkish	人	4	9	27	86	1,372	1	—	1,499
	%	0.27	0.60	1.80	5.74	87.73	0.07	—	100.00
Kurdish	人	6	20	30	105	1,315	0	23	1,499
	%	0.40	1.33	2.00	7.00	87.73	0.00	1.53	100.00
English	人	76	259	355	296	511	1	1	1,499
	%	5.07	17.28	23.68	19.75	34.09	0.07	0.07	100.00
French	人	11	44	135	307	999	2	1	1,499
	%	0.73	2.94	9.01	20.48	66.64	0.13	0.07	100.00



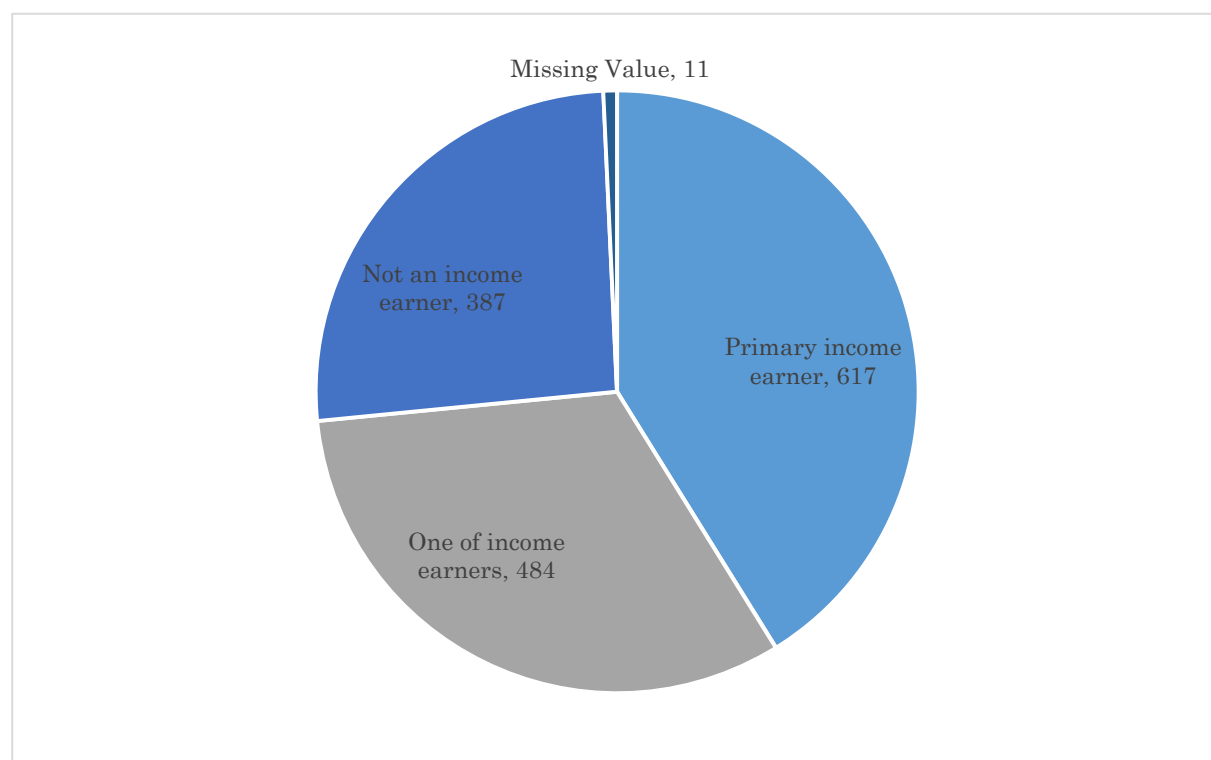
12. What is your highest education level?

	Number	%
Low	Illiterate	72
	Literate	95
Elementary school	163	10.87
Secondary/professional school	221	14.74
High school	277	18.48
Secondary professional school	216	14.41
University student	155	10.34
University graduate	260	17.34
Education higher than university graduate	35	2.33
Missing value	5	0.33
Total	1,499	100.00



13. You are:

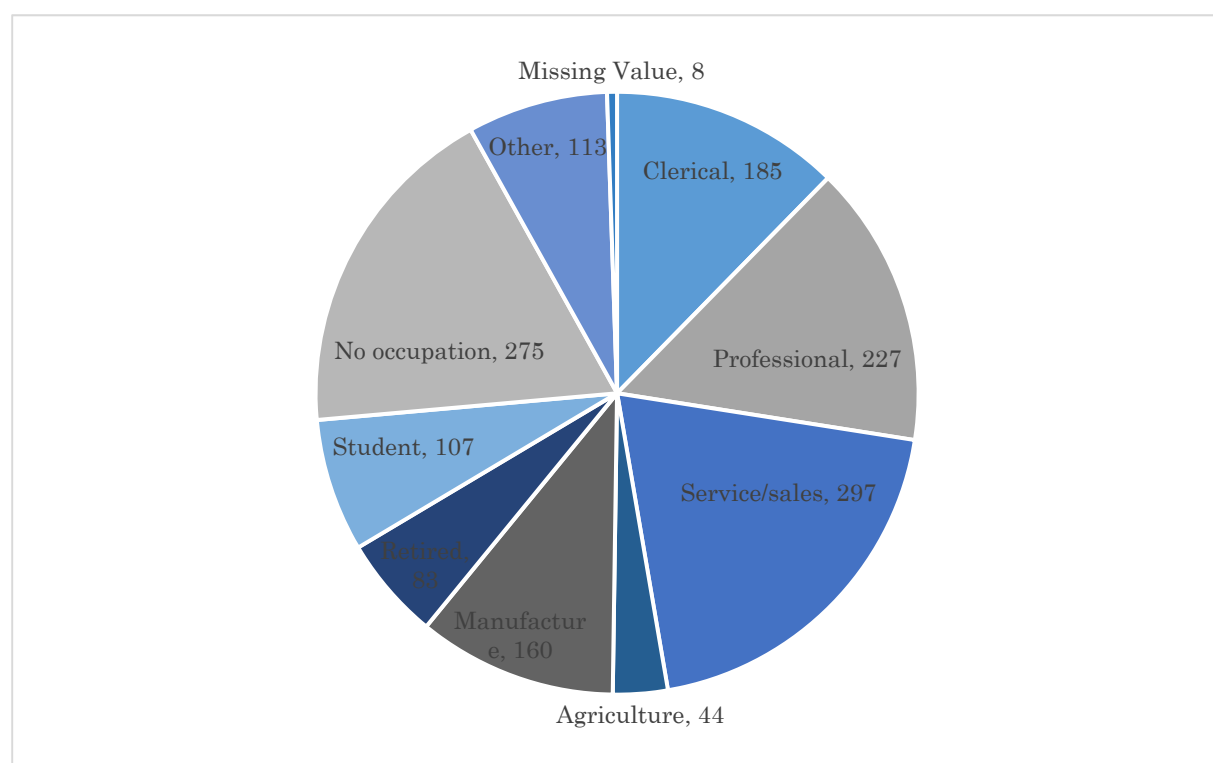
	Number	%
Primary income earner	617	41.16
One of income earners	484	32.29
Not an income earner	387	25.82
Missing value	11	0.73
Total	1,499	100.00



14. Please answer about your current occupation (If you are engaged in multiple occupations, please answer about your most important occupation).

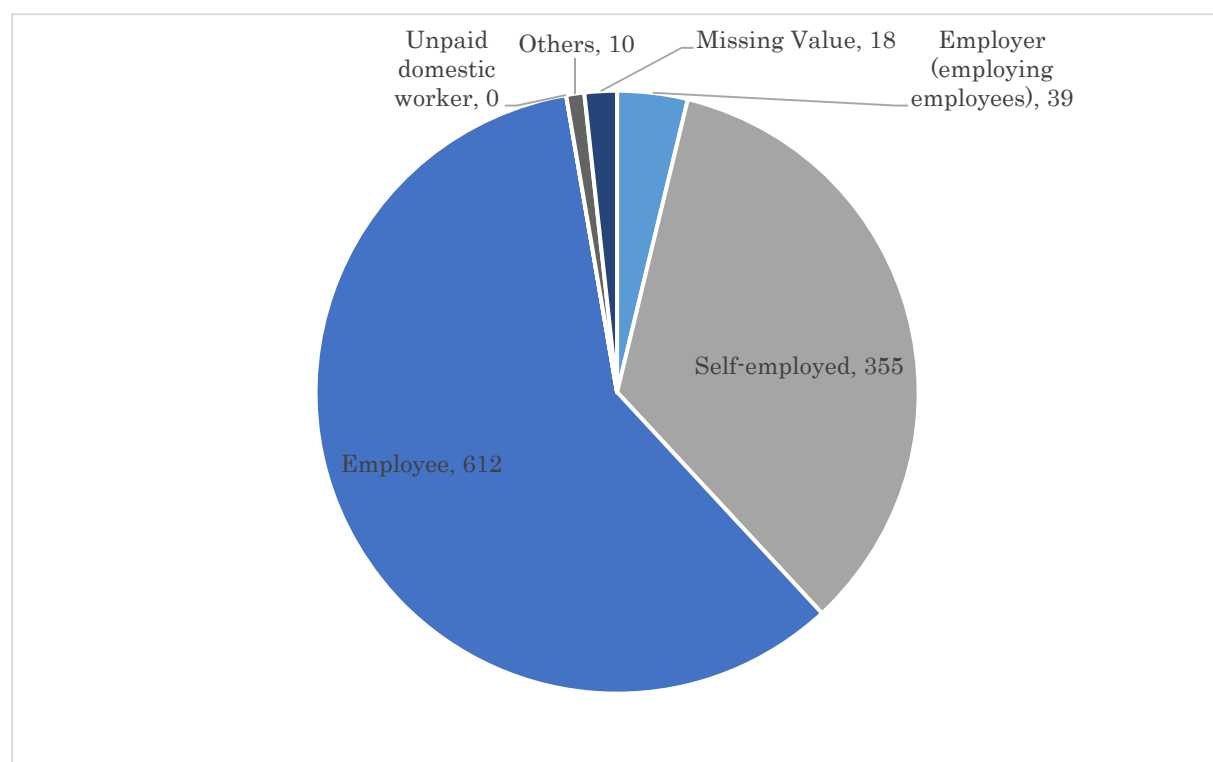
14-1. What is the type of occupation?

	Number	%
Clerical	185	12.34
Professional	227	15.14
Service/sales	297	19.81
Agriculture	44	2.94
Manufacture	160	10.67
Retired	83	5.54
Student	107	7.14
No occupation	275	18.35
Others	113	7.54
Missing Value	8	0.53
Total	1,499	100.00



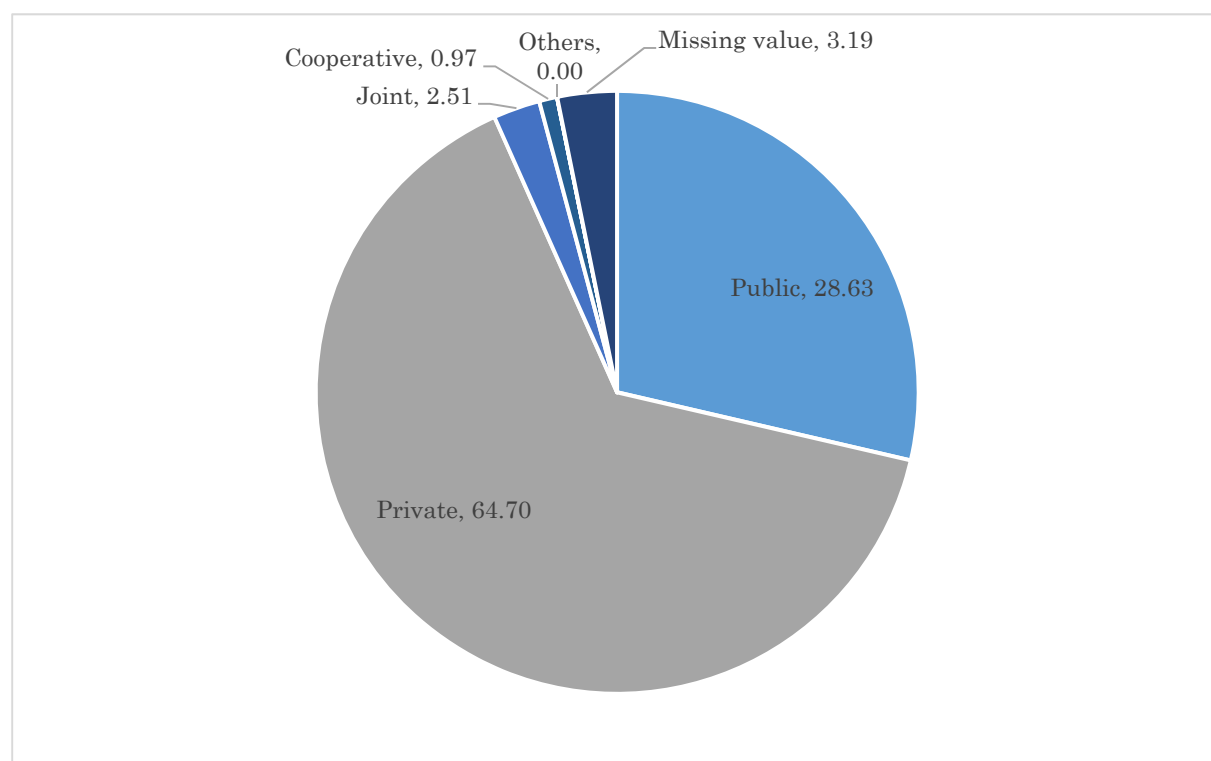
14-2. What is the type of employment?

	Number	%
Employer(employing employees)	39	3.77
Self-employed	355	34.33
Employee	612	59.19
Un paid domestic worker	0	0.00
Total	10	0.97
欠損値	18	1.74
計	1,034	100.00



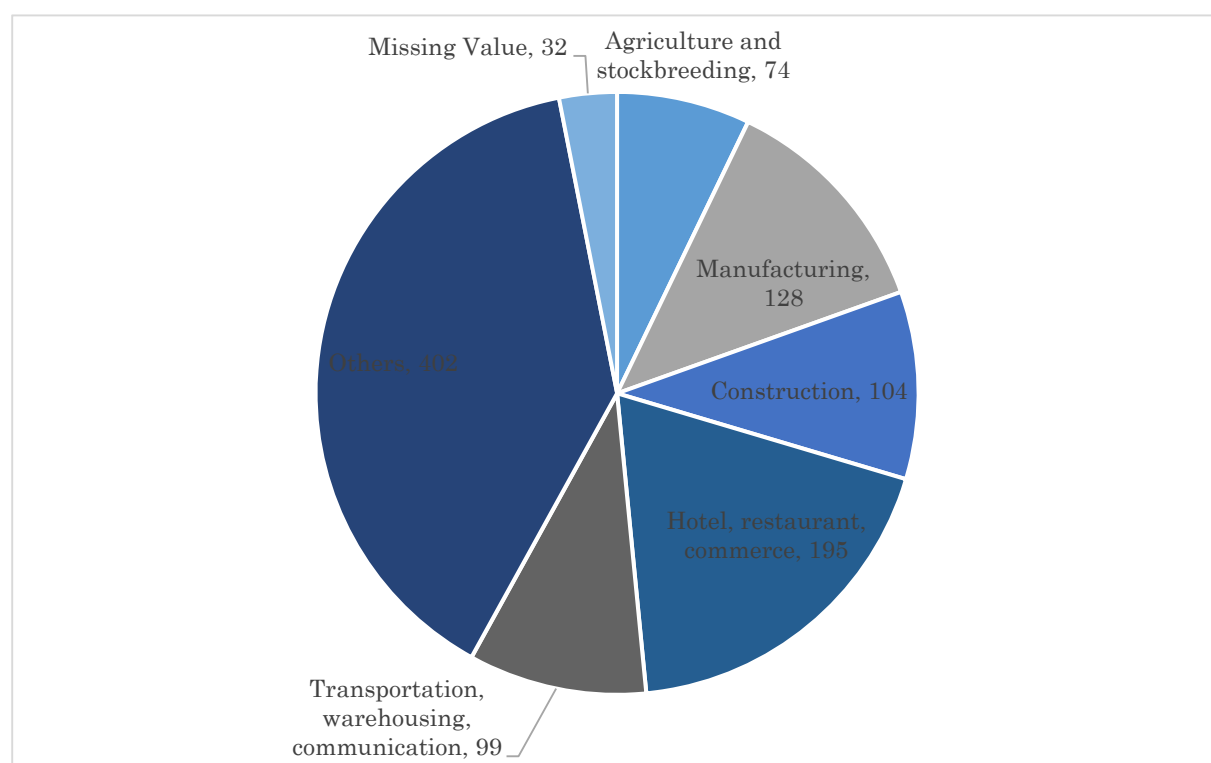
14-3. What is the sector?

	Number	%
Public	296	28.63
Private	669	64.70
Joint	26	2.51
Cooperative	10	0.97
Others	33	3.19
Total	1,034	100.00



14-4. What is the industry?

	Number	%
Agriculture and stockbreeding	74	7.16
Manufacturing	128	12.38
Construction	104	10.06
Hotel, restaurant, commerce	195	18.86
Transportation, warehousing, communication	99	9.57
Others	402	38.88
Unknown	32	3.09
Total	1,034	100.00



14-5. The following is the classification of your monthly income. To which group do you belong? Please answer the average amount earned last year, including income, pension, and so on.

	Number	%
No Income	250	16.68
Less than \$100 (SP50,000)	577	38.49
\$101-200 (SP50,001-100,000)	432	28.82
\$201-300 (SP100,001-150,000)	129	8.61
\$301-400 (SP150,001-200,000)	72	4.80
\$401-500 (SP200,001-250,000)	29	1.93
More than \$501 (SP250,001)	4	0.27
Do not know	1	0.07
Missing value	5	0.33
Total	1,499	100.00

